

Volvo C70

ENGINES

Type
Configuration
Displacement, cm ³
Bore/Stroke (mm)
Engine cylinder block material
Cylinderhead material
Combustion chamber type
Compression ratio
Valves, no/cylinder
Camshafts
Engine management system
Ignition sequence
Engine idling speed
Fuel, rec. octane
Max output, kW (hp)/rpm.
Max torque, Nm/rpm.

POWER AND TORQUE →

TRANSMISSIONS

5- and 6-speed manual gearbox.
5-speed adaptive automatic transmission, electronically controlled, with lock-up and winter mode selection.

RATIO	M56L	M56H	M66W	AW55-51
First	3.39	3.07	3.39	4.66
Second	1.91	1.77	1.91	3.03
Third	1.19	1.19	1.27	1.98
Fourth	0.87	0.87	0.95	1.34
Fifth	0.70	0.70	0.78	1.02
Sixth	–	–	0.65	–
Reverse	3.30	2.99	3.20	5.11

Manual gearbox/final drive
Automatic gearbox/final drive

PERFORMANCE*

Gearbox
Acceleration, 0–100 km/h (sec)
Top speed, km/h
Fuel consumption l/100 km (EC 199/100, combined)
CO ₂ g/km

*All performance figures are preliminary

CHASSIS

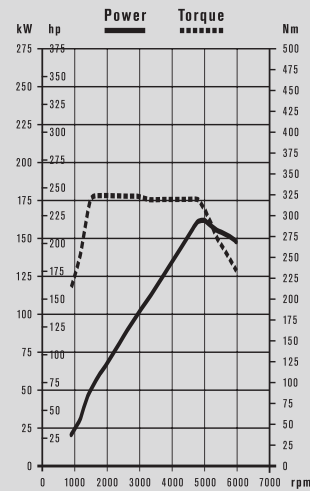
Suspension	front	Spring-strut, lower link, anti-roll bar
	rear	Individual, multilink, coil springs, anti-roll bar
Steering	Rack and pinion, power assisted	
Turning circle	12.7	
Braking system	ABS system with EBD. Ventilated discs front and rear.	
Brake disc diameter (front/rear)	320/280	

MEASUREMENTS AND VOLUMES

EXTERIOR MEASUREMENTS (CM)	
Length	458
Width	182
Height	140
Wheelbase	264
Track, front	155
Track, rear	156
WEIGHTS/MISCELLANEOUS	
Weight, kg	1692–1725
Fuel tank, l	62
Max. trailer weight, kg (braked)	1500
Drag coefficient	0.31

INTERIOR MEASUREMENTS (CM)	
Headroom (front/rear)	97.0/92.4
Passenger compartment width at shoulder height (front/rear)	136/119
Luggage volume, litres (ISO V210) roof up/roof down	404/200
Height of luggage compartment roof up/roof down	52.5/26.5

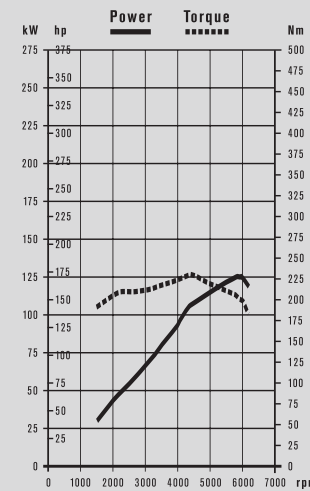
T5 (B5254T3)
In-line 5 cyl., light press. turbo
Transverse, front wheel drive
2521
83/93
Aluminium
Aluminium
Pent-roof
9.0:1
4
2
Microprocessor controlled fuel and ignition system with self diagnostics
1-2-4-5-3
770
91–98 RON
162 (218)/5000
320/1500–4800



M66W/3.77:1
AW55-51/2.27:1

Manual	Automatic
7.6	8.0
240	235
9.1	9.8
217	234

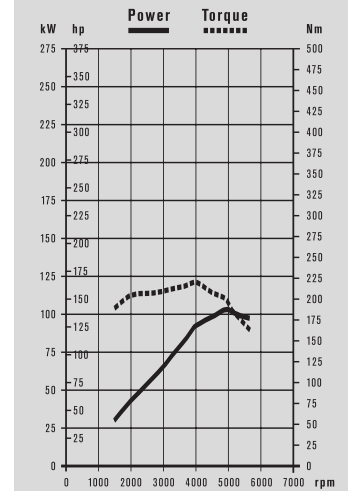
2.4i (B5244S4)
In-line 5 cyl., naturally aspirated
Transverse, front wheel drive
2435
83/90
Aluminium
Aluminium
Pent-roof
10.3:1
4
2
Microprocessor controlled fuel and ignition system with self diagnostics
1-2-4-5-3
720
91–98 RON
125 (168)/6000
230/4400



M56H/4.25:1
AW55-51/2.44:1

Manual	Automatic
9.1	10.0
220	215
9.0	9.6
215	229

2.4 (B5244S59)
In-line 5 cyl., naturally aspirated
Transverse, front wheel drive
2435
83/90
Aluminium
Aluminium
Pent-roof
10.3:1
4
2
Microprocessor controlled fuel and ignition system with self diagnostics
1-2-4-5-3
720
91–98 RON
103 (138)/5000
220/4000



M56L/4.00_1
AW55-51/2.44:1

Manual	Automatic
11.0	11.8
205	200
8.9	9.6
212	229