

# Convertible roof

## Link system roof dimensions

**Obs!** The illustrations in this service information are used for different model years and/or models. Some variation may occur. However, the essential information in the illustrations is always correct.

### Dimensions

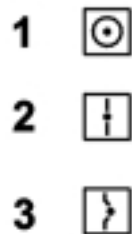
1

#### Explanation of dimensions

The dimensions in the table are listed as follows:

Symbol number 1 means that the measurement is indicated from the center.

Symbol number 2 means that the measurement is indicated from an edge.



R8101811

2

Symbol number 3 means that the measurement is indicated from a cut marking.

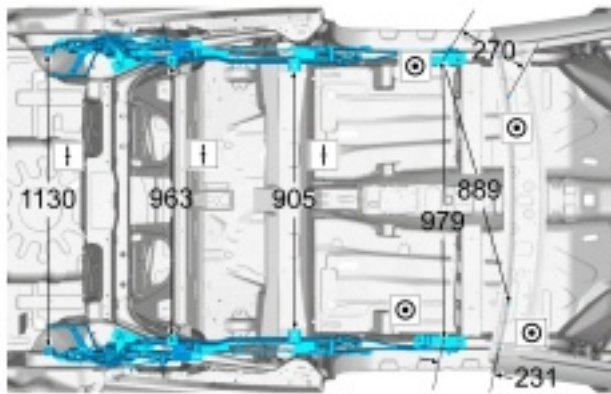
Measurements are taken from the bottom of the recess.

If only one measuring point symbol is displayed, the symbol applies to both measuring points. Otherwise the symbols are shown on each side of the dimension in the illustration.



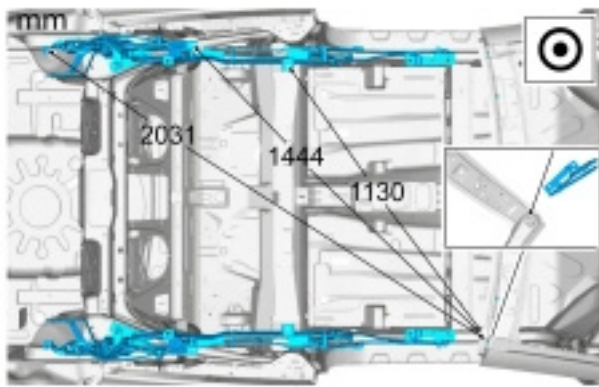
R8101890

1



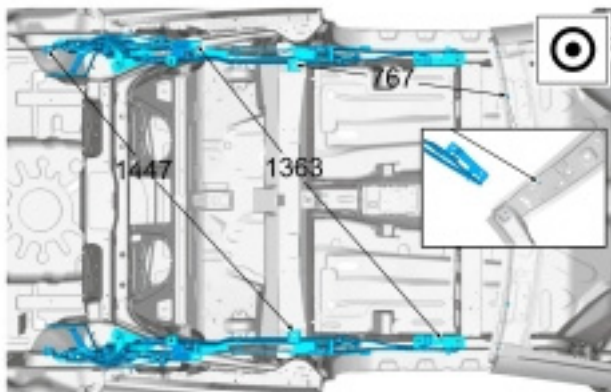
IMG-

235614



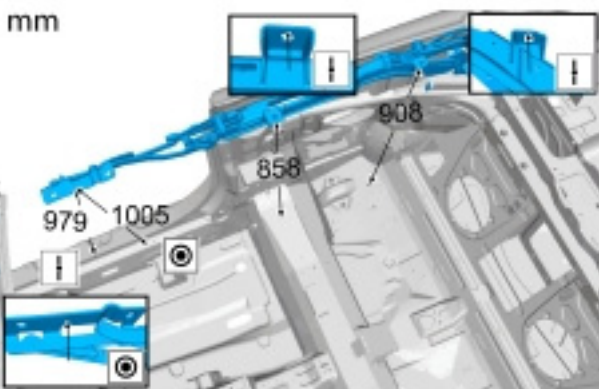
IMG-

235615



IMG-

235617



IMG-

235618

