


VOLVO V70

TECHNICAL SPECIFICATIONS



VOLVO

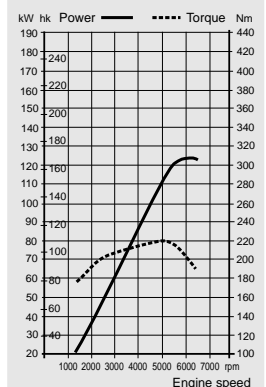
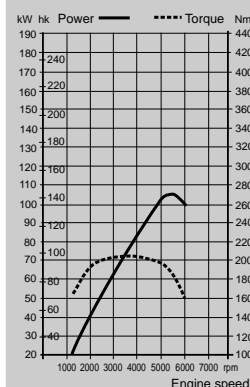
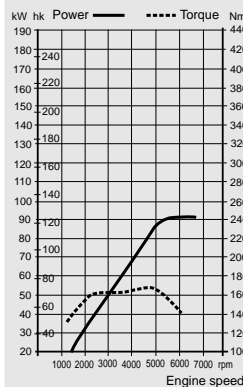
ENGINES

	B5202S	B5252S	B5254S
Type	In-line 5 cyl. normal aspirated	In-line 5 cyl. normal aspirated	In-line 5 cyl. normal aspirated
Configuration	Transverse, front wheel drive	Transverse, front wheel drive	Transverse, front wheel drive
Displacement, cm ³	1984	2435	2435
Engine cylinder block material	Aluminium	Aluminium	Aluminium
Cylinderhead material	Aluminium	Aluminium	Aluminium
Combustion chamber type	Hemispherical	Hemispherical	Pent-roof
Compression ratio	10	10	10.3
Valves, no/cylinder	2	2	4
Camshafts	2	2	2
Engine management system	Microprocessor controlled fuel and ignition with self-diagnostics		
Ignition sequence	1-2-4-5-3	1-2-4-5-3	1-2-4-5-3
Engine idling speed	850	850	850
Fuel, rec. octane	95 RON (min 91)	95 RON (min 91)	95 RON (min 91)
Max output, kW(hk)/rpm.	93(126)/6250	106(144)/5400	125(170)/6100
Max torque, Nm/rpm.	170/4800	206/3600	220/4700

GEARBOXES

5-speed manual gearbox
4-speed automatic gearbox
with lock-up.
Electronically controlled with
three driving modes.

Ratio	M56/M58	M58L	M56L2	AW42
First	3.07:1	3.38	3.38:1	3.61:1
Second	1.77:1	1.90	1.90:1	2.06:1
Third	1.19:1	1.19	1.19:1	1.37:1
Fourth	0.87:1	0.87	0.87:1	0.98:1
Fifth	0.70:1	0.70	0.65:1	
Reverse	2.99:1	3.30:1	3.30:1	3.95:1



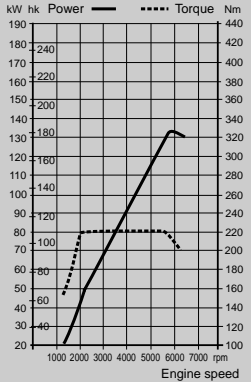
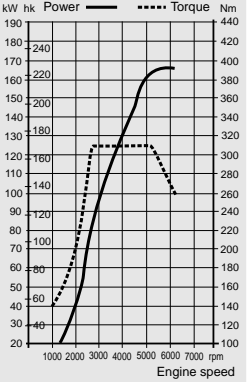
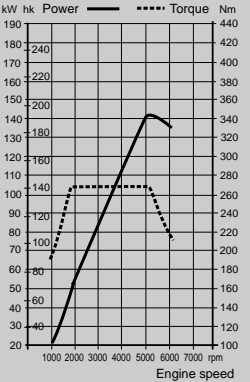
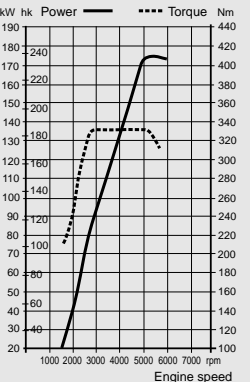
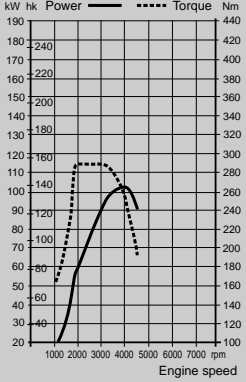
Manual gearbox/final drive	M56H/4.45:1	M56H/4.00:1	M56H/4.00:1
Automatic gearbox/final drive	AW42/3.10:1	AW42/2.76:1	AW42/2.76:1

PERFORMANCE

Gearbox	Manual		Automatic		Manual		Automatic	
	Manual	Automatic	Manual	Automatic	Manual	Automatic	Manual	Automatic
Acceleration, 0-100 km/h (sec)	11.9	12.5	10.4	10.8	9.2	10.2		
Top speed, km/h	195	190	205	195	210	210		
Fuel consumption l/100 km (EU 93/116, combined)	10.0	10.1	10.0	10.3	10.5	10.8		

CHASSIS

		All models except AWD	AWD
Suspension	front	Spring-strut, lower link, anti-roll bar	Spring-strut, lower link, anti-roll bar
	rear	Semi individual, Delta-Link, coil springs, anti-roll bar	Multi-Link, coil springs, automatic levelling
Steering		Rack and pinion, power assisted	Rack and pinion, power assisted
Turning circle		10.2 m (10.6 m with 16" or 17" wheel)	11.3 m
Turns of steering wheel lock to lock		3.2 (3.1 with 16" or 17" wheels)	2.9
Braking system		ABS system with EBD. Ventilated discs front, discs rear	ABS system with EBD. Ventilated discs front, discs rear
Brake disc diameter (front/rear)		280/295 mm	280/283 mm

B5204T2	B5204T3	B5254T	B5234T3	D5252T
In-line 5 cyl., light pressure turbo	In-line 5 cyl., turbo	In-line 5 cyl., light pressure turbo	In-line 5 cyl., turbo	In-line 5 cyl., turbodiesel
Transverse, front wheel drive	Transverse, front wheel drive	Transverse, front wheel drive	Transverse, front wheel drive	Transverse, front wheel drive
1984	1984	2435	2319	2460
Aluminium	Aluminium	Aluminium	Aluminium	Cast iron
Aluminium	Aluminium	Aluminium	Aluminium	Aluminium
Pent-roof	Pent-roof	Pent-roof	Pent-roof	In piston
8.4	8.4	9	8.5	20.5
4	4	4	4	2
2	2	2	2	1
Microprocessor controlled fuel and ignition with self-diagnostics				Microproc. direct injection
1-2-4-5-3	1-2-4-5-3	1-2-4-5-3	1-2-4-5-3	1-2-4-5-3
850	850	850	850	810
95 RON (min 91)	98 RON (min 91)	95 RON (min 91)	98 RON (min 91)	Diesel min cetane 45
132(180)/5700	166(225)/5700	142(193)/5100	176(240)/5100	103(140)/4000
220/2100-5400	310/2700-5100	270/1800-5000	330/2700-5100	290/1900-3100
				
M56L2/4.25:1	M56L2(AWD M58L)/4.25:1	M56H(AWD M58)/4.00:1	M56H/4.00:1	M56L2/3.57:1
AW42/2.76:1	AW42/2.56:1	AW42/2.56:1	AW42/2.56:1	AW42/2.56:1
Manual Automatic	Manual Automatic	Manual Automatic	Manual Automatic	Manual Automatic
9.5 10.2	7.8/8.3* 8.0	8.0/8.5* 8.4	7.1 7.4	10.9 11.0
215 205	240/235* 230	225/220* 220	245(240*) 235	200 195
11.3 11.7	11.2/11.5* 11.5	10.9/11.2* 11.2	11.2 11.5	6.6 7.9

*AWD

AWD*

*USA

MEASUREMENTS AND VOLUMES

Exterior measurements (cm)

Length	472
Width	176
Height	143 (AWD 145)
Wheelbase	266 (AWD 265)
Track, front	152
Track, rear	147 (AWD 149)
Ground clearance	14
Load height	59
Weights/Miscellaneous	
Weight, kg	1,404 (AWD 1,575)
Fuel tank, l	70
Max. trailer weight, kg	1,600
Drag coefficient	0.32

Interior measurements (cm)

Headroom with sunroof (front/rear)	98/96
Headroom without sunroof (front/rear)	99/96
Passenger compartment width at shoulder height (front/rear)	140/145
Luggage volume, litres (ISO V210)	480/1610*
Load length	104
Load length with rear seat folded down	181
Load length with rear seat and front passenger seat folded down	293
Height of luggage compartment	80
Width of luggage compartment between wheel arches	113

* (DIN V211/214)

VOLVO