

ENGINES

| |
|--------------------------------|
| Type |
| Configuration |
| Displacement, cm ³ |
| Bore (mm) |
| Stroke (mm) |
| Engine cylinder block material |
| Cylinderhead material |
| Combustion chamber type |
| Compression ratio |
| Valves, no/cylinder |
| Camshafts |
| Engine management system |
| Ignition sequence |
| Engine idling speed, rpm |
| Fuel, rec. octane |
| Max output, kW (hp)/rpm. |
| Max torque, Nm/rpm. |

POWER AND TORQUE →

TRANSMISSIONS

5- or 6-speed manual gearbox.
5-speed adaptive automatic transmissions with Geartronic, electronically controlled, with lock-up and winter mode selection.

| Ratio | MMT6 | M66W | M56L | M56H | AW55-51 |
|---------|------|------|------|------|---------|
| First | 3.08 | 3.39 | 3.39 | 3.07 | 4.66 |
| Second | 1.86 | 1.91 | 1.90 | 1.77 | 3.03 |
| Third | 1.24 | 1.27 | 1.19 | 1.19 | 1.98 |
| Fourth | 0.84 | 0.95 | 0.87 | 0.87 | 1.34 |
| Fifth | 0.89 | 0.78 | 0.70 | 0.70 | 1.02 |
| Sixth | 0.71 | 0.65 | — | — | — |
| Reverse | 4.19 | 3.20 | 3.30 | 2.99 | 5.11 |

| |
|-------------------------------|
| Manual gearbox/final drive |
| Automatic gearbox/final drive |

PERFORMANCE

| |
|--------------------------------------|
| Gearbox |
| Acceleration, 0–100 km/h (sec) |
| Top speed, km/h |
| Fuel consumption l/100 km (Combined) |
| CO ₂ g/km |

CHASSIS

| | | |
|------------------------------|---|--|
| Suspension | front | Spring-strut, lower link, anti-roll bar |
| | rear | Individual, multilink, coil springs, anti-roll bar |
| Steering | Rack and pinion, power assisted | |
| Turning circle, curb to curb | 10.6 m | |
| Braking system | ABS system with EBD. Ventilated discs front and rear. | |
| Braking distance 100–0 km/h | 38 m | |
| Brake disc diameter | | |
| Front/Rear | 300/280 mm | |
| Front/Rear T5 | 320/280 mm | |

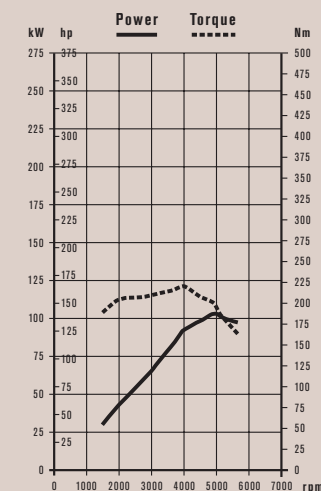
MEASUREMENTS AND VOLUMES

| | |
|-----------------------------------|-----------|
| Exterior measurements (cm) | |
| Length | 451,4 |
| Width | 177.0 |
| Height, curb | 145.2 |
| Wheelbase | 264.0 |
| Track, front | 153,5 |
| Track, rear | 153,1 |
| Ground clearance, curb | 13.5 |
| Weights/Miscellaneous | |
| Weight, curb, kg (B5244S4/D4204T) | 1425/1456 |
| Fuel tank, l (Petrol/Diesel) | 62/55 |
| Max. trailer weight, kg | 1500 |
| Max load, kg | 450 |
| Max roof load, kg | 75 |
| Drag coefficient, Cd | 0.32 |

| | |
|--|-------------|
| Interior measurements (cm) | |
| Headroom with sunroof (front/rear) | 96,9/96,8 |
| Headroom without sunroof (front/rear) | 98,8/96,8 |
| Passenger compartment width at shoulder height (front/rear) | 140.2/137.4 |
| Leg room (front/rear) | 105.7/87,3 |
| Cargo volume, litres (ISO V211) | 417 |
| (ISO V212) | 717 |
| (ISO V214) | 1307 |
| Cargo length (L203) | 98,9 |
| Cargo length with rear seat(s) folded down (L202) | 176,6 |
| Load length with rear seat(s) and front passenger seat folded down | 306,0 |
| Height of luggage compartment (H201) | 78,5 |
| Cargo Floor Height to Ground (H502) | 62,8 |
| Rear opening height (H202) | 68,5 |
| Width of luggage compartment between wheelhouses (W201) | 95,9 |
| Rear opening width at floor, min. (W203) | 100,2 |
| Rear opening width above belt, min. (W205) | 91,1 |
| Rear opening maximum width | 100,5 |

Volvo V50 2.4/140 (B5244S5)

| |
|--|
| In-line 5 cyl., naturally aspirated |
| Transverse, front wheel drive |
| 2435 |
| 83 |
| 90 |
| Aluminium |
| Aluminium |
| Pent-roof |
| 10.3 |
| 4 |
| 2 |
| Microprocessor controlled fuel and ignition system with self diagnostics |
| 1-2-4-5-3 |
| 720 |
| 91–98 RON |
| 103 (140)/5000 |
| 220/4000 |

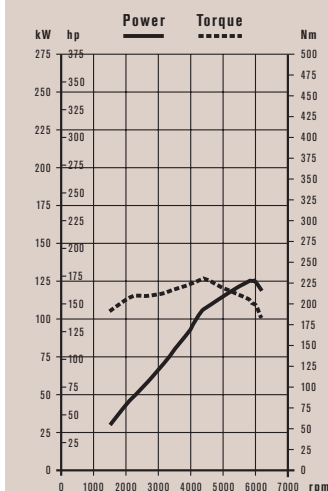


| |
|--------------|
| M56L/4.00 |
| AW55-51/2.44 |

| | |
|--------|-----------|
| Manual | Automatic |
| 10 | 10.7 |
| 205 | 200 |
| 8.5 | 9.2 |
| 203 | 220 |

Volvo V50 2.4i/170 (B5244S4)

| |
|--|
| In-line 5 cyl., naturally aspirated |
| Transverse, front wheel drive |
| 2435 |
| 83 |
| 90 |
| Aluminium |
| Aluminium |
| Pent-roof |
| 10.3 |
| 4 |
| 2 |
| Microprocessor controlled fuel and ignition system with self diagnostics |
| 1-2-4-5-3 |
| 720 |
| 91–98 RON |
| 125 (170)/6000 |
| 230/4400 |



| |
|--------------|
| M56H/4.25 |
| AW55-51/2.44 |

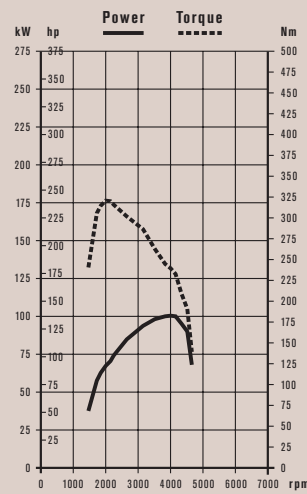
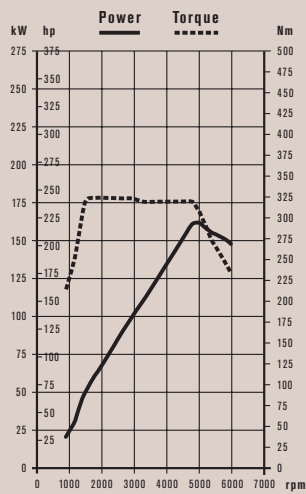
| | |
|--------|-----------|
| Manual | Automatic |
| 8.3 | 9 |
| 220 | 215 |
| 8.6 | 9.2 |
| 204 | 220 |

→ Cont'd Volvo V50

Preliminary data

| Volvo V50 T5 (B5254T3) |
|--|
| In-line 5 cyl., light press. turbo |
| Transverse, front wheel drive |
| 2521 |
| 83 |
| 93,2 |
| Aluminium |
| Aluminium |
| Pent-roof |
| 9.0 |
| 4 |
| 2 |
| Microprocessor controlled fuel and ignition system with self diagnostics |
| 1-2-4-5-3 |
| 770 |
| 91-98 RON |
| 162 (220)/5000 |
| 320/1500-4800 |

| Volvo V50 2.0D (D4204T) |
|--|
| In-line 4 cyl. turbo diesel |
| Transverse, front wheel drive |
| 1998 |
| 85 |
| 88 |
| Aluminium |
| Aluminium |
| - |
| 18.5 |
| 4 |
| 2 |
| Common-Rail Direct Injection with self diagnostics |
| 1-3-4-2 |
| 800 |
| Diesel Min Cetane 48 |
| 100 (136)/4000 |
| 320/2000 |



M66W/3.77
AW55-51/2.27

MMT6/2.85*

| Manual | Automatic |
|--------|-----------|
| 6.9 | 7.3 |
| 240 | 235 |
| 8.8 | 9.5 |
| 209 | 227 |

| Manual |
|--------|
| 9.6 |
| 210 |
| 5.7 |
| 153 |

* Gear 5, 6 & Rev. (4.07 Gear 1, 2, 3, 4)

