


VOLVO V40

TECHNICAL SPECIFICATIONS



VOLVO

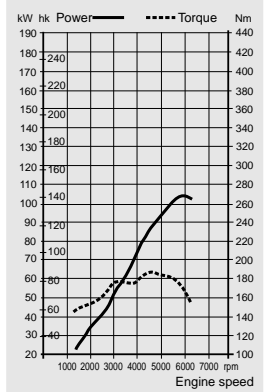
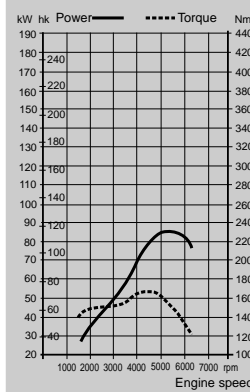
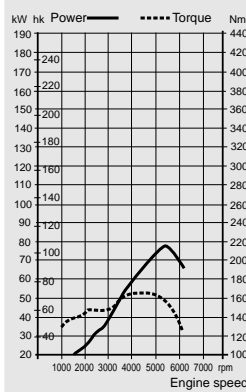
ENGINES

| | B4164S | B4184S | B4204S |
|--------------------------------|---|---------------------------------|---------------------------------|
| Type | In-line 4 cyl. normal aspirated | In-line 4 cyl. normal aspirated | In-line 4 cyl. normal aspirated |
| Configuration | Transverse, front wheel drive | Transverse, front wheel drive | Transverse, front wheel drive |
| Displacement, cm ³ | 1588 | 1731 | 1948 |
| Engine cylinder block material | Aluminium | Aluminium | Aluminium |
| Cylinderhead material | Aluminium | Aluminium | Aluminium |
| Combustion chamber type | Pent-roof | Pent-roof | Pent-roof |
| Compression ratio | 10.5:1 | 10.5:1 | 10.5 |
| Valves, no/cylinder | 4 | 4 | 4 |
| Camshafts | 2 | 2 | 2 |
| Engine management system | Microprocessor controlled fuel and ignition with self-diagnostics | | |
| Ignition sequence | 1-3-4-2 | 1-3-4-2 | 1-3-4-2 |
| Engine idling speed | 750 | 750 | 750 |
| Fuel, rec. octane | 95 RON (min 91) | 95 RON (min 91) | 95 RON (min 91) |
| Max output kW(hk)/rpm. | 77(105)/5500 | 85(115)/5500 | 103(140)/6000 |
| Max torque, Nm/rpm. | 143/4200 | 165/4100 | 183/4500 |

GEARBOXES

5-speed manual gearbox
4-speed automatic gearbox with lock-up.
Electronically controlled with three driving modes.

| Ratio | M3P | M3P | M5P | AW42 |
|---------|--------|--------|--------|--------|
| First | 3.36:1 | 3.36 | 3.36:1 | 3.74:1 |
| Second | 1.86:1 | 2.05 | 1.26:1 | 2.14:1 |
| Third | 1.32:1 | 1.32 | 1.32:1 | 1.42:1 |
| Fourth | 0.97:1 | 0.97 | 0.97:1 | 1.02:1 |
| Fifth | 0.80:1 | 0.76 | 0.76:1 | |
| Reverse | 3.55:1 | 3.55:1 | 3.55:1 | 4.09:1 |



| | | | |
|-------------------------------|------------|-------------|-------------|
| Manual gearbox/final drive | M3P/4.07:1 | M3P/3.9:1 | M5P/4.1:1 |
| Automatic gearbox/final drive | - | AW42/3.10:1 | AW42/3.10:1 |

PERFORMANCE

| Gearbox | Manual | | Automatic | | Manual | | Automatic | |
|---|--------|-----------|-----------|-----------|--------|-----------|-----------|-----------|
| | Manual | Automatic | Manual | Automatic | Manual | Automatic | Manual | Automatic |
| Acceleration, 0-100 km/h (sec) | 12.7 | - | 10.5 | 12.0 | 9.3 | 10.7 | | |
| Top speed, km/h | 185 | - | 195 | 190 | 210 | 205 | | |
| Fuel consumption l/100 km (EU 93/116, combined) | 8.5 | - | 8.6 | 9.1 | 9.0 | 9.3 | | |

CHASSIS

| | | |
|--------------------------------------|-------|--|
| Suspension | front | Spring-strut, lower link, anti-roll bar |
| | rear | Individual, Multi-Link, with coil springs, anti-roll bar |
| Steering | | Rack and pinion, power assisted |
| Turning circle | | 10.6 m |
| Turns of steering wheel lock to lock | | 3.1 |
| Braking system | | ABS system. Ventilated discs front, discs rear |
| Brake disc diameter (front/rear) | | 256/260 mm |

MEASUREMENTS AND VOLUMES

| | |
|--|-----------|
| B4192T | |
| In-line 4 cyl., turbo diesel | |
| Transverse, front wheel drive | |
| 1870 | |
| Cast iron | |
| Aluminium | |
| - | |
| 20.5 | |
| 2 | |
| 1 | |
| 1-3-4-2 | |
| 825 | |
| Diesel min cetane 48 | |
| 66(90)/4250 | |
| 176/2250 | |
| <p>The graph plots Power (kW and hp) and Torque (Nm) against Engine speed (rpm). The x-axis ranges from 1000 to 7000 rpm. The left y-axis shows Power from 20 to 190 kW and 40 to 240 hp. The right y-axis shows Torque from 100 to 440 Nm. Power (solid line) starts at ~30 kW at 1000 rpm, rises to ~75 kW at 4500 rpm, and then drops. Torque (dashed line) starts at ~100 Nm at 1000 rpm, peaks at ~220 Nm at 2500 rpm, and then declines.</p> | |
| M5P/3.44:1 | |
| - | |
| Manual | Automatic |
| 12.6 | - |
| 180 | - |
| 6.3 | - |

| | |
|---|-----------|
| Exterior measurements (cm) | |
| Length | 448 |
| Width | 172 |
| Height | 141 |
| Wheelbase | 255 |
| Track, front | 145 |
| Track, rear | 147 |
| Ground clearance | 15 |
| Load height | 67 |
| Weights/Miscellaneous | |
| Weight, kg | 1,240 |
| Fuel tank, l | 60 |
| Max. trailer weight, kg | 1,400 |
| Drag coefficient | 0.32 |
| Interior measurements (cm) | |
| Headroom with sunroof (front/rear) | 95/93 |
| Headroom without sunroof (front/rear) | 98/97 |
| Passenger compartment width | |
| at shoulder height (front/rear) | 137/137 |
| Luggage volume, litres (ISO V210) | 471/1421* |
| Load length | 102 |
| Load length with rear seat folded down | 175 |
| Load length with rear seat and front passenger seat folded down | 273 |
| Height of luggage compartment | 88 |
| Width of luggage compartment between wheel arches | 90 |
| *(DIN V211/214) | |

VOLVO