

ENGINES

Type
Configuration
Displacement, cm ³
Bore (mm)
Stroke (mm)
Engine cylinder block material
Cylinderhead material
Compression ratio
Valves, no/cylinder
Camshafts
Engine management system
Ignition sequence
Engine idling speed, rpm
Fuel, rec. octane
Max output, kW (hp)/rpm.
Max torque, Nm/rpm.

POWER AND TORQUE →

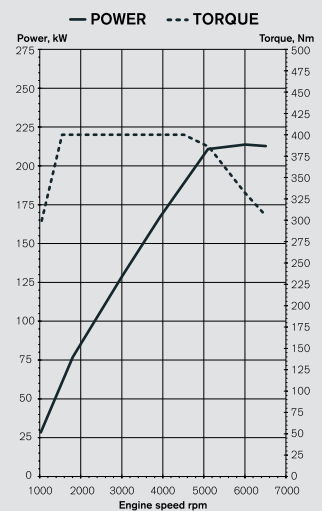
Manual gearbox/final drive
Automatic gearbox/final drive
PERFORMANCE
Gearbox
Acceleration, 0–100 km/h (sec)
Top speed, km/h
Fuel consumption l/100 km (combined) preliminary figures
CO ₂ g/km (combined) preliminary figures

TRANSMISSIONS

Ratio	AW TF-80SC	M66W F3A	M66D F3A
First	4.15	3.39	3.39
Second	2.37	1.91	1.91
Third	1.56	1.27	1.19
Fourth	1.16	0.95	0.84
Fifth	0.86	0.78	0.65
Sixth	0.69	0.65	0.54
Reverse	3.39	3.23	3.23

B6304T2

In-line 6-cyl.turbo petrol
Transverse, all wheel drive
2953
82
93.2
Aluminium
Aluminium
9.3
4
2
Integrated fuel/ignition control systems
1-5-3-6-2-4
650
95–98 RON
210 (285)/5000
400/1500

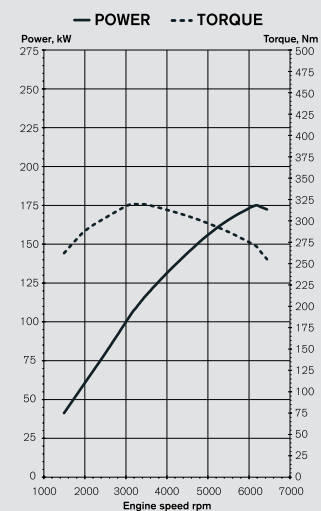


AW TF-80SC/3.33

Automatic
7.2
245
11.2
267

B6324S

In-line 6-cyl, Normally asp. petrol
Transverse, front wheel drive
3192
84
96
Aluminium
Aluminium
10.8
4
2
Integrated fuel/ignition control systems
1-5-3-6-2-4
650
95–98 RON
175 (238)/6200
320/3200



AW TF-80SC/3.33

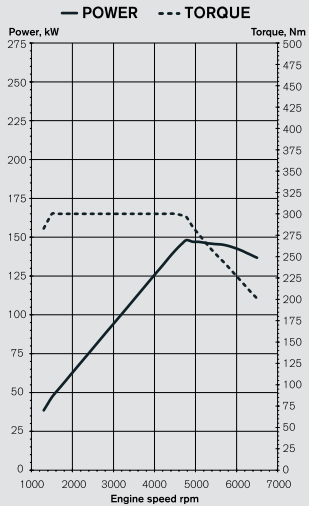
Automatic
8.4
235 (210*)
10.3
246

*Governed top speed

CHASSIS

Suspension	front	Spring-strut, lower link, anti-roll bar
	rear	Individual Multi-link suspension, anti-roll bar
Steering		Rack and pinion, power assisted
Turning circle, curb to curb		
Tire (width): 225/245		11.2 / 12.2
Braking system		ABS system with EBD. Ventilated discs front. Ventilated or solid discs rear depending on spec.
Braking distance		
100–0 km/h		38m
Brake disc diameter		
Front/Rear		300–316/302 mm

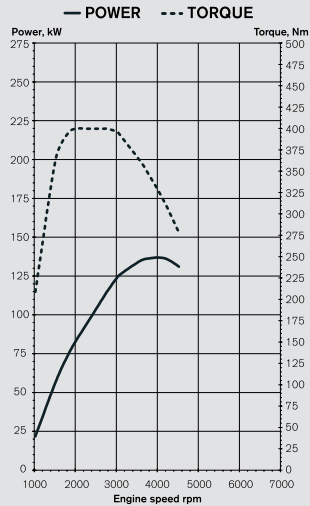
B5254T6
In-line 5-cyl. turbo petrol
Transverse, front wheel drive
2521
83
93.2
Aluminium
Aluminium
9.0
4
2
Integrated fuel/ignition control systems
1-2-4-5-3
670
95-98 RON
147 (200)/4800
300/1500-4500



M66W F3A/4.00	
AW TF-80SC/3.33	
Manual	Automatic
8.1	8.5
230 (210*)	220 (210*)
9.4	10.3
224	246

*Governed top speed

D5244T4
In-line 5-cyl. turbo diesel
Transverse, front wheel drive
2400
81
93.15
Aluminium
Aluminium
17.3
4
2
Electronically controlled common rail direct injection
1-2-4-5-3
700
Cetane Number: Min 48
136 (185)/4000
400/2000-2750



M66D F3A/4.00	
AW TF-80SC/3.20	
Manual	Automatic
8.9	9.4
225 (210*)	215 (210*)
6.5	7.4
172	195

*Governed top speed

D5244T5
In-line 5-cyl. turbo diesel
Transverse, front wheel drive
2400
81
93.15
Aluminium
Aluminium
17.3
4
2
Electronically controlled common rail direct injection
1-2-4-5-3
700
Cetane Number: Min 48
120 (163)/4000
340/1750-2750



M66D F3A/4.00	
AW TF-80SC/3.20	
Manual	Automatic
9.9	10.5
210 (210*)	205 (210*)
6.5	7.4
172	195

*Governed top speed

MEASUREMENTS AND VOLUMES

EXTERIOR MEASUREMENTS (CM)

Length	482.3
Width (without mirrors)	186.1
Height	154.7
Wheelbase	281.6
Track, front 16"/17"	158.8/158.8
Track, rear 16"/17"	158.6/158.6
Ground clearance (curb)	14.3
Cargo floor height to ground (curb)	64.0

WEIGHTS/MISCELLANEOUS

Weight/kg min. (min-max, depending on model)	2260-2410
Fuel tank, l	70
Max. trailer weight, kg. (min-max, depending on model)	750-2000
Aerodynamics, Cd	0.31

INTERIOR MEASUREMENTS (CM)

Headroom with sunroof (front/rear)	95.9/97.7
Headroom without sunroof (front/rear)	98.5/98.1
Passenger compartment width at shoulder height (front/rear)	145.7/143.4
Luggage volume, litres (ISO V211/V212/V214)	575/840/1600 (46*)
Load length	108.9
Load length with rear seat folded down	187.8
Height of luggage compartment	80.1
Rear opening maximum width	122.3

*under floor volume depending on spec.