

Volvo S60

ENGINES

	B5244S2	B5244S
Type	In-line 5 cyl. naturally aspirated	In-line 5 cyl. naturally aspirated
Configuration	Transverse, front wheel drive	Transverse, front wheel drive
Displacement, cm ³	2435	2435
Engine cylinder block material	Aluminium	Aluminium
Cylinderhead material	Aluminium	Aluminium
Combustion chamber type	Pent-roof	Pent-roof
Compression ratio	10.3	10.3
Valves, no/cylinder	4	4
Camshafts	2	2
Engine management system	Microprocessor controlled fuel and ignition system with self diagnostics	
Ignition sequence	1-2-4-5-3	1-2-4-5-3
Engine idling speed	750	750
Fuel, rec. octane	91-98 RON	91-98 RON
Max output, kW (hk)/rpm.	103 (140)/4500	125 (170)/5900
Max torque, Nm/rpm.	220/3750	230/4500

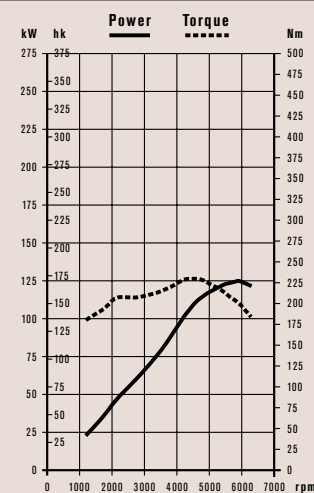
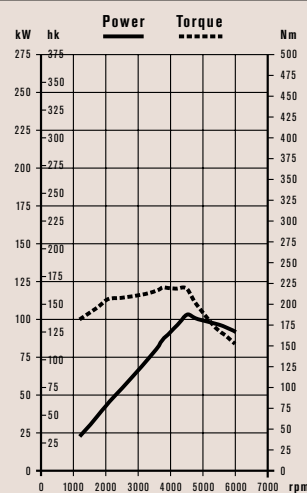
TRANSMISSIONS

5-speed manual gearbox.

5-speed adaptive automatic transmission, electronically controlled, with lock-up and winter mode selection.

Geartronic available for B5234T3 and B5244T3.

Ratio	M58			
	M56H	M56LK M56L	M56L2	AW 55-50
First	3.07	3.39	3.39	4.77
Second	1.77	1.91	1.91	2.99
Third	1.19	1.19	1.19	1.96
Fourth	0.87	0.87	0.87	1.32
Fifth	0.70	0.70	0.65	1.02
Reverse	2.99	3.30	3.30	3.23



Manual gearbox/final drive	M56L/4.00	M56H/4.25
Automatic transmission/final drive	AW55-50/2.44	AW55-50/2.44

PERFORMANCE

Gearbox	Manual		Automatic	
	Manual	Automatic	Manual	Automatic
Acceleration, 0-100 km/h (sec)	10.2	11.1	8.7	9.6
Top speed, km/h	210	205	210* (225)	210* (215)
Fuel consumption l/100 km (EC 1999/100, combined) (Figures within brackets valid for lower inertia class)	8.7 (8.6)	9.5 (9.4)	8.9 (8.8)	9.5 (9.4)
CO ₂ g/km (Figures within brackets valid for lower inertia class)	207 (204)	228 (225)	214 (211)	228 (225)

* Electronically controlled top speed, values within brackets with the option "no speed limitation".

CHASSIS

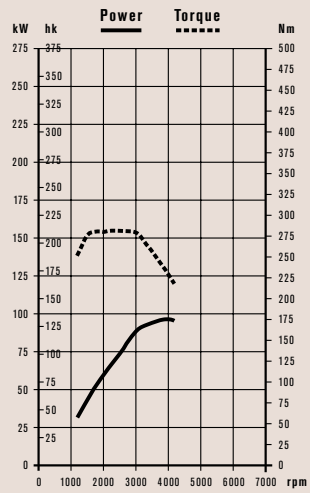
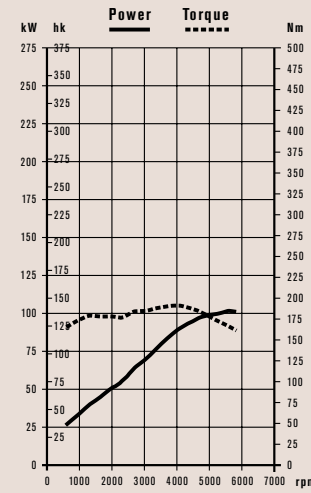
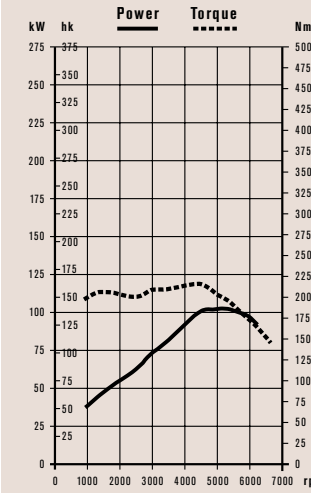
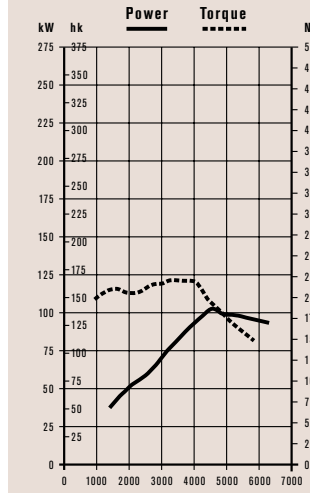
Suspension	front	Spring-strut, lower link, anti-roll bar
	rear	Individual, Multi-Link, with coil springs, anti-roll bar
Steering	Rack and pinion, power assisted	
Turning circle	10.8 - 11.8 m	
Turns of steering wheel lock to lock	3.0 - 2.8	
Braking system	ABS system with EBD. Ventilated discs front, discs rear	
Brake disc diameter (front/rear)	286/288 (15"), 305/288 (16")	
STC	Option (Standard certain markets) Front wheel drive only	
DSTC	Option	

B5204T5		B5234T3		B5254T2		D5244T	
In-line 5 cyl. light press. turbo		In-line 5 cyl., high press. turbo		In-line 5 cyl., light press. turbo		In-line 5 cyl. turbo diesel	
Transverse, front wheel drive		Transverse, front wheel drive		Transverse, FWD/AWD		Transverse, front wheel drive	
1984		2319		2435		2401	
Aluminium		Aluminium		Aluminium		Aluminium	
Aluminium		Aluminium		Aluminium		Aluminium	
Pent-roof		Pent-roof		Pent-roof		-	
9.5		8.5		9.0		18.0	
4		4		4		4	
2		2		2		2	
Microprocessor controlled fuel and ignition system with self diagnostics						Integr. fuel/ignition system	
1-2-4-5-3		1-2-4-5-3		1-2-4-5-3		1-2-4-5-3	
670		670		670		700	
91-98 RON		91-98 RON		91-98 RON		Diesel Min Cetane 48	
132 (180)/5300		184 (250)/5200		154 (210)/5000		120 (163)/4000	
240/2200-5300		330/2400-5200		320/1500		340/1750-3000	
M56L/4.25		M56LK/4.00		M56L/4.00 (M58L/4.25**)		M56L2/3.77	
AW55-50/2.65		AW55-50/2.44		AW55-50/2.44		AW55-50/2.44	
Manual	Automatic	Manual	Automatic	Manual	Automatic	Manual	Automatic
8.8	9.5	6.8	7.1	7.6/8.1**	8.0/8.5**	9.5	9.9
210* (225)	210* (215)	250*	245	210* (230)/210**	210* (225)/210**	210	210
9.2 (9.1)	10.1 (9.9)	9.3 (9.2)	10.2 (10.0)	9.2/9.8**	10.0/10.7**	6.5 (6.3)	7.6 (7.5)
218 (215)	240 (236)	222 (219)	240 (236)	220/239**	238/256**	171 (166)	201 (199)

MEASUREMENTS AND VOLUMES

Exterior measurements (cm)	Petrol tank, l	70/29*	Load length with rear seat folded down	173
Length	CNG tank, Nm ³	23	Load length with rear seat and front passenger seat folded down	276
Width	LPG tank, l	50	Loading height between cargo floor and parcel shelf	44
Height	Max. trailer weight, kg	1600	Width of luggage compartment between wheel arches	114
Wheelbase	Drag coefficient	0.28		
Track, front	Interior measurements (cm)			
Track, rear	Headroom with sunroof (front/rear)	99/96		
Ground clearance	Headroom without sunroof (front/rear)	98/96		
Load height	Passenger compartment width at shoulder height (front/rear)	143/141		
Weights/Miscellaneous	Luggage volume, litres (DIN V210)	424		
Weight/kg min.	Load length	105		
	CNG/LPG	1509/1490		

* Bi-Fuel **AWD 'With 15" wheels

D5244T2		B5244SG (CNG mode)		B5244SG2 (LPG mode)		B5244SG/SG2 (petrol mode)	
In-line 5 cyl. turbo diesel		In-line 5-cyl., naturally aspirated, Bi-Fuel		In-line 5-cyl., naturally aspirated, Bi-Fuel		In-line 5-cyl., naturally aspirated, Bi-Fuel	
Transverse, front wheel drive		Transverse, front wheel drive		Transverse, front wheel drive		Transverse, front wheel drive	
2401		2435		2435		2435	
Aluminium		Aluminium		Aluminium		Aluminium	
Aluminium		Aluminium		Aluminium		Aluminium	
-		Pent-roof		Pent-roof		Pent-roof	
18.0		10.3		10.3		10.3	
4		4		4		4	
2		2		2		2	
Integr. fuel/ignition system		Microprocessor controlled fuel and ignition system with self diagnostics					
1-2-4-5-3		1-2-4-5-3		1-2-4-5-3		1-2-4-5-3	
700		750		750		750	
Diesel Min Cetane 48		CNG		LPG		91-98 RON	
96 (130)/4000		103 (140)/5800		103 (140)/5100		103 (140)/4500	
280/1750-3000		192/4500		214/4500		220/3750	
							
M56L2/3.77		M56L/4.00		M56L/4.00		M56L/4.00	
AW55-50/2.44		AW55-50/2.44		AW55-50/2.44		AW55-50/2.44	
Manual	Automatic	Manual	Automatic	Manual	Automatic	Manual	Automatic
11.6	11.9	10.7	11.6	10.3	11.2	10.2	11.1
200	195	210	205	210	205	210	205
6.5 (6.3)	7.6 (7.5)	7.4 (7.3) Nm ³ CNG	8.2 (8.1) Nm ³ CNG	11.4 (11.2) LPG	12.9 (12.7) LPG	8.8 (8.7)	9.6 (9.5)
171 (167)	201 (199)	161 (159)	178 (176)	185 (182)	209 (206)	211 (206 ¹ /208 ²)	231 (228 ¹ /227 ²)

¹B5244SG ²B5244SG2