

Volvo S80

ENGINES

Type
Configuration
Displacement, cm ³
Engine cylinder block material
Cylinderhead material
Combustion chamber type
Compression ratio
Valves, no/cylinder
Camshafts (overhead)
Engine management system
Ignition sequence
Engine idling speed
Fuel, rec. octane
Max output, kW (hk)/rpm.
Max torque, Nm/rpm.

TRANSMISSIONS

5-speed manual gearbox. 4-speed adaptive automatic transmission, electronically controlled, with lock-up and winter mode selection for B6284T/B6294S. Geartronic manual shiftmode standard for B6284T, option for B6294S. 5-speed adaptive automatic transmission, electronically controlled with lock-up and winter mode selection for all other engines.

Ratio	M56H	M56L	M56L2	AW 55-50	AW 55-51	GM4T65-E(92)	GM4T65-E(91)
First	3.07	3.39	3.39	4.77	4.06	3.28	2.92
Second	1.77	1.91	1.91	3.00	3.03	1.76	1.57
Third	1.19	1.19	1.19	1.96	1.98	1.12	1.00
Fourth	0.87	0.87	0.87	1.32	1.34	0.79	0.71
Fifth	0.70	0.70	0.65	1.02	1.02	-	-
Reverse	2.99	3.30	3.30	3.23	5.11	2.67	2.39

Manual gearbox/final drive

Automatic transmission/final drive

PERFORMANCE

Gearbox
Acceleration, 0-100 km/h (sec)
Top speed, km/h
Fuel consumption l/100 km (EU 1999/100, combined) (Figures within brackets valid for lower inertia class)
CO ₂ g/km (Figures within brackets valid for lower inertia class)

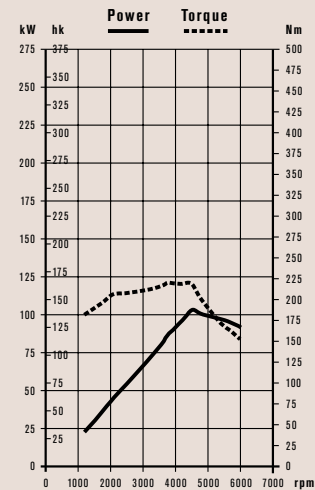
* Electronically controlled top speed. Figures within brackets with the option "no speed limitation"

CHASSIS

Suspension	front	Spring-strut, lower link, anti-roll bar
	rear	Individual Multi-link suspension, anti-roll bar
Steering	Rack and pinion, power assisted	
Turning circle	10.9 m*, 12.0 m**	
Turns of steering wheel lock to lock	3.2*, 2.9**	
Braking system	ABS system with EBD. Ventilated discs front, discs rear	
Brake disc diameter	15"	16"
(front/rear)	286/288 mm	305/288 mm
STC	Option (Standard certain markets)	
DSTC	Option	
FOUR-C	Option (does not come on Bi-Fuel version). Requires DSTC	

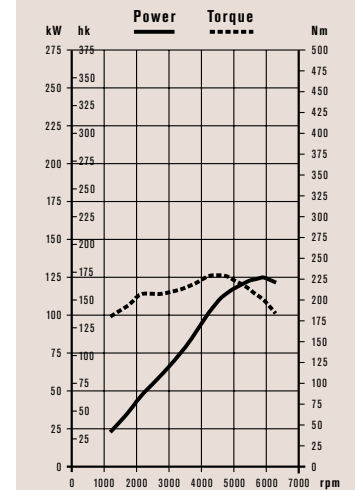
* 15" wheels **18" wheels

B5244S2
In-line 5 cyl., naturally aspirated
Transverse, front wheel drive
2435
Aluminium
Aluminium
Pent-roof
10.3
4
2
Microprocessor controlled fuel and ignition system with self diagnostics
1-2-4-5-3
750
91-98 RON
103 (140)/4500
220/3750



M56L/4.00	
AW55-51/2.44	
Manual	Automatic
10.5	11.4
205	200
9.0 (8.9)	9.7 (9.6)
215 (212)	232 (229)

B5244S
In-line 5 cyl., naturally aspirated
Transverse, front wheel drive
2435
Aluminium
Aluminium
Pent-roof
10.3
4
2
Microprocessor controlled fuel and ignition system with self diagnostics
1-2-4-5-3
750
91-98 RON
125 (170)/5900
230/4500



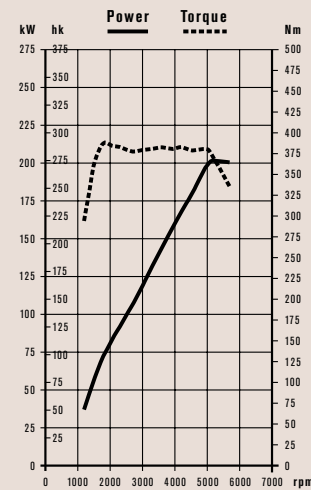
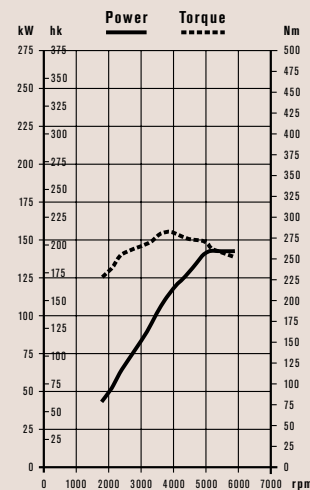
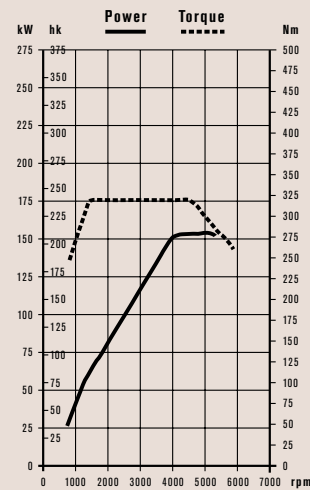
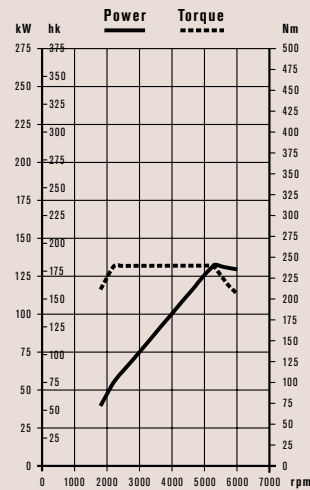
M56H/4.25	
AW55-51/2.44	
Manual	Automatic
9.0	9.9
210* (220)	210* (215)
9.1 (9.0)	9.8 (9.7)
217 (214)	235 (232)

B5204T5
In-line 5 cyl., light press. turbo
Transverse, front wheel drive
1984
Aluminium
Aluminium
Pent-roof
9.5
4
2
Microprocessor controlled fuel and ignition system with self diagnostics
1-2-4-5-3
670
91-98 RON
132 (180)/5300
240/2200-5300

B5254T2
In-line 5 cyl., light press. turbo
Transverse, front wheel drive
2521
Aluminium
Aluminium
Pent-roof
9.0
4
2
Microprocessor controlled fuel and ignition system with self diagnostics
1-2-4-5-3
670
91-98 RON
154 (210)/5000
320/1500-4500

B6294S2
In-line 6 cyl., naturally aspirated
Transverse, front wheel drive
2922
Aluminium
Aluminium
Pent-roof
10.5
4
2
Microprocessor controlled fuel and ignition system with self diagnostics
1-5-3-6-2-4
650
91-98 RON
144 (196)/5200
280/3900

B6294T
In-line 6 cyl., biturbo
Transverse, front wheel drive
2922
Aluminium
Aluminium
Pent-roof
8.5
4
2
Microprocessor controlled fuel and ignition system with self diagnostics
1-5-3-6-2-4
650
91-98 RON
200 (272)/5200
380/1800-5000



M56L/4.25	
AW55-50/2.65	
Manual	Automatic
9.1	9.8
210* (225)	210* (215)
9.4	10.4
223	246

M56L/4.00	
AW55-51/2.27	
Manual	Automatic
7.3	7.7
210* (235)	210* (225)
9.3	10.0
222	239

-	
GM4T65E(92)/3.69	
Manual	Automatic
-	8.9
-	210* (225)
-	10.9 (10.6)
-	259 (255)

-	
GM4T65E(91)/3.29	
Manual	Automatic
-	7.2
-	250
-	11.3 (11.1)
-	272 (268)

MEASUREMENTS AND VOLUMES

Exterior measurements (cm)	
Length	482
Width	183
Height	145/147*
Wheelbase	279
Track, front	158 ¹ /157
Track, rear	156 ¹ /155
Ground clearance	15/12*
Load height	66/67*
Weights/Miscellaneous	
Weight, kg	1465 (CNG 1539, LPG 1520)
Petrol tank, l	80 ² /70/29 ⁴
CNG tank, Nm ³	23
LPG tank, l	50

Max. trailer weight, kg	1600 ³ /1800
Drag coefficient	0.28
Interior measurements (cm)	
Headroom with sunroof (front/rear)	95/96
Headroom without sunroof (front/rear)	99/96
Passenger compartment width at shoulder height (front/rear)	147/145
Luggage volume, litres (ISO V210)	460
Load length	111
Load length with rear seat folded down	192
Load length with rear seat and front passenger seat folded down	292

Height of luggage compartment	44
Width of luggage compartment between wheel arches	114

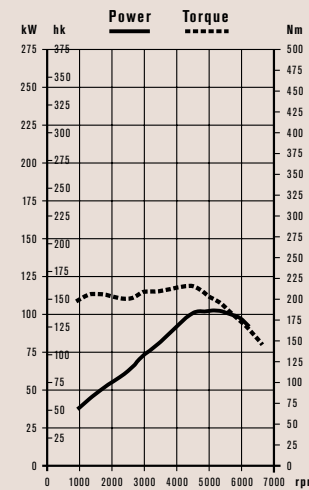
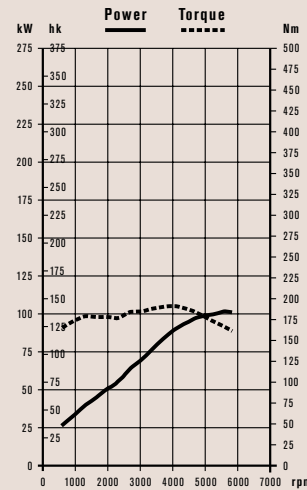
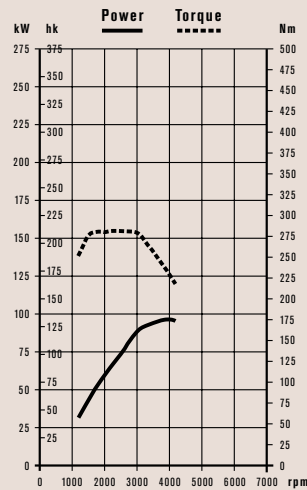
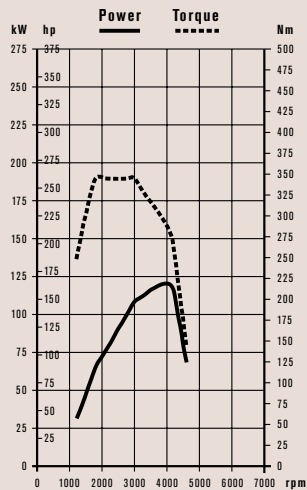
¹With 15" wheels ²6-cyl and 5-cyl petrol turbo engines ³B5204T5 automatic version ⁴Bi-Fuel ⁵LPG ⁶CNG

D5244T
In-line 5 cyl., turbo diesel
Transverse, front wheel drive
2401
Aluminium
Aluminium
Pent-roof
18.0
4
2
Integrated fuel/ignition system.
1-2-4-5-3
700
Diesel Min Cetane 48
120 (163)/4000
340/1750-3000

D5244T2
In-line 5 cyl., turbo diesel
Transverse, front wheel drive
2401
Aluminium
Aluminium
Pent-roof
18.0
4
2
Direct injection, Common rail.
1-2-4-5-3
700
Diesel Min Cetane 48
96 (130)/4000
280/1750-3000

B5244SG (CNG)
In-line 5 cyl., naturally aspirated Bi-Fuel
Transverse, front wheel drive
2435
Aluminium
Aluminium
Pent-roof
10.3
4
2
Microprocessor controlled fuel and ignition system with self diagnostics
1-2-4-5-3
750
CNG
103 (140)/5800
192/4500

B5244SG2 (LPG)
In-line 5 cyl., naturally aspirated Bi-Fuel
Transverse, front wheel drive
2435
Aluminium
Aluminium
Pent-roof
10.3
4
2
Microprocessor controlled fuel and ignition system with self diagnostics
1-2-4-5-3
750
LPG
103 (140)/5100
214/4500



M56L2/3.77	
AW55-50/2.44	
Manual	Automatic
9.8	10.2
210	210
6.5	7.8 (7.7)
172	207 (204)

M56L2/3.77	
AW55-50/2.44	
Manual	Automatic
11.9	12.3
200	195
6.5	7.8 (7.7)
171	207 (204)

M56L/4.00	
AW55-50/2.44	
Manual	Automatic
11.0	11.9
205	200
9.2 Nm ³ CNG	10.5 (10.3) Nm ³ CNG
164	187 (184)

M56L/4.00	
AW55-50/2.44	
Manual	Automatic
10.6	11.5
205	200
11.6 LPG	13.3 (13.1) LPG
187	215 (212)

B5244SG/SG2 (petrol mode)

In-line 5 cyl., naturally aspirated Bi-Fuel

Transverse, front wheel drive

2435

Aluminium

Aluminium

Pent-roof

10.3

4

2

Microprocessor controlled...

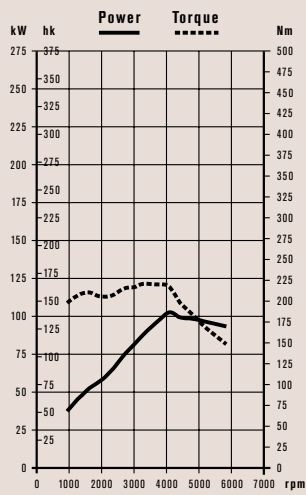
1-2-4-5-3

750

91-98 RON

103 (140)/4500

220/3750

**M56L/4.00****AW55-50/2.44**

Manual	Automatic
10.5	11.4
205	200
9.2	10.1 (9.9)
220	246 (242)