

S70



VOLVO

S70

A choice.

The Volvo S70. A marriage of pure sporting excitement with comfort and prestige.

From an award-winning pedigree, the S70 delivers control and power with a fresh innovative vision. Sleek, flowing lines conceal a spacious interior where comfort, luxury and safety have been overriding design criteria.

The S70 is equipped to deliver, engineered to perform and styled to inspire.

Four different levels of model specification coupled with equipment packs and options provide a car tailored to your lifestyle. Seven different engines, both petrol and diesel, offer performance ranging from turbocharged acceleration to economical commuting. Anti-lock ABS braking and a choice of tuned chassis types guarantee unprecedented handling and control.

With Volvo, there's the added assurance of reward with responsibility. Award-winning safety systems. Environmentally-influenced design. A dynamic dealer network. Worry-free ownership.

Each S70 is exclusively built to order, by us, for you.

This brochure, with your dealer, will help you make your choice.

S70

S70 standard equipment includes:

Safety

SIPS (Side Impact Protection System)

SIPS Airbags

Driver's Airbag

Front Seat Belt Pre-tensioners

Height Adjustable Front Seat Belts

5 Three-point Seat Belts

Head Restraints for all five seats

ABS (Anti-lock Brakes)

Tinted Windows

High Level LED Brake Light

Exterior

Colour Coordinated Bumpers and Door Mirrors

Vented Wheelcovers

Interior

Heater Unit with Driver and Passenger Temperature Controls

Pollen Filter

Power Steering

Delta-link Independent Rear Suspension

Madison Plush Upholstery

Asymmetric Split-folding Rear Seat

Forward Folding Front Passenger Seat

Exterior Temperature Gauge

Electric Front and Rear Windows

High Front Armrest

SC802 RDS Radio Cassette with 8 Speakers and Auto Sound Control

Internal Boot + Fuel Flap Release

Electrically Adjustable and Heated Door Mirrors

Security

Deadlocking System

Remote Control Central Locking including Fuel Flap

Anti-theft Alarm

Immobiliser

Locking Wheel Nuts (Alloy Wheels)

Driving luxury.

The S70 redefines the experience of executive driving.

Inside, the sense of quality is unmistakable. Reach for any control and you'll find it feels tactile and positive. The cabin is spacious, light and airy, comfortably cool thanks to lightly tinted glass. A gently swept dashboard places instruments clearly and logically. Seats are firm and supportive, reducing muscle tiredness and fatigue on long journeys.

S70 design celebrates functionality. The RDS radio cassette features self-adjusting volume, automatically adjusting to the road speed. Controls like the electric mirror joystick, fuel flap release and boot release mechanism are conveniently recessed in the driver's door. The Thatcham approved alarm and locking system is remote operated. The control unit includes a special boot opening button for quick, easy access when carrying shopping or goods.

Of course, driving enjoyment is about safety and protection, too. Every S70 includes three-point inertia reel seat belts, side airbags on the front seats, Volvo's Side Impact Protection System (SIPS) and a driver's airbag.

It's not every day you buy a new car.
So when you do, it's important you're free to
express yourself.

We understand perfectly. That's why, in addition
to the comprehensive equipment provided as
standard, we offer additional choices and
refinements through models, packs and options.

For an enhanced all-inclusive S70 specification,
choose one of our SE or CD S70 models.

Each represents outstanding value.

S70 SE

Travelling refinement.

When you're travelling you deserve a little
comfort and refinement. The S70 SE adds the
essential touches. Equipment includes a choice
between an air conditioning system or an electric
sunroof for summer sunshine. A leather-trimmed
steering wheel, alloy wheels and a rear spoiler
add sporting style and flair. Front fog lamps
ensure optimum visibility. An integrated child
seat folds out from the rear passenger seat.

S70 SE equipment includes:

S70 plus:

Air Conditioning or
Electric Sunroof
Leather Steering Wheel
Integrated Child Seat
Information Centre
Fog Lights
Rear Spoiler
1 5" Antlia Alloy Wheels -
195/60R15V Tyres (Four)
1 6" Perfo Alloy Wheels -
205/50R1 5W Tyres (T5) (Four)

S70 CD

Touring luxury.

For the ultimate in luxury, indulge yourself with
the S70 CD. Sumptuous leather-faced upholstery
competes with a rich, red wood dashboard. The
electric driver's seat adjusts at the touch of a
button. An advanced Electronic Climate Control
Unit (ECC) automatically maintains a set
temperature inside the car, whatever the season.
Cruise control makes motorway driving effortless.
Alloy wheels and a rear spoiler improve handling
and style. A CD radio cassette offers pure,
enveloping sound.

S70 CD equipment includes:

S70 SE plus:

Electronic Climate Control
Electric Sunroof
Leather-faced Upholstery
Red Wood Dashboard
Electric Driver's Seat
with Memory
SC805 RDS CD
Radio Cassette
Cruise Control
Cupholders
Illuminated Driver's
Vanity Mirror

S70 Packs

Four different equipment packs let you refine your S70 still further. Each contains a specially selected collection of options. You can add one or more packs to the S70. The SE already includes the Sports and Comfort packs.

The CD includes Sports, Comfort and Luxury pack equipment. You can also choose items individually. Turn to the back of the brochure for full details of options.

Sports Pack

For enhanced handling and style

Front Fog Lights

Rear Spoiler

Leather Steering Wheel

15" Antlia Alloy Wheels - 195/60R1 5V Tyres (Four)

16" Perfo Alloy Wheels - 205/50R1 5W Tyres (T5) (Four)

Comfort Pack

Additional comfort and convenience

Air Conditioning or Electric Sunroof

Integrated Child Seat

Information Centre

Winter Pack

Beat the winter chill

Headlamp Wash/Wipe

Heated Front Seats

Traction Control - TRACS

Luxury Pack

Refinement at its finest

Electronic Climate Control

Leather-faced Upholstery

Electric Driver's Seat with Memory


Red Wood Dashboard

SC805 RDS CD Radio Cassette

Cruise Control

Cupholders

Illuminated Driver's Vanity Mirror



S70 R

The ultimate driving experience.

An insistence on the most exacting specification should be suitably rewarded.

The S70 R excels in every sphere. From the electrifying performance to the unsurpassed interior equipment, the S70 R stands alone.

The sense of power is overwhelming. Under the bonnet, a 2.3 litre 250 bhp* turbocharged petrol engine takes the car from 0-62 mph in just 6.7 seconds. A lowered sports chassis with special anti-roll bars and shock absorbers makes safe, spirited cornering an everyday pleasure.

A viscous coupling in the differential ensures the increased power is transmitted most efficiently to the front wheels**.

Inside, the S70 R is equally unforgettable.

Distinctive aluminium panels confer an exclusive sporting feel to the cabin. Power front seats glide effortlessly to the perfect driving position.

Electronic Climate Control automatically ensures the perfect temperature. Leather and quilted Alcantara® upholstery enhance the interior.

The S70 R. Reward yourself with the ultimate driving experience.

S70 R equipment includes:

S70 plus:

Leather/Alcantara Upholstery	Electric Glass Sunroof
Leather/Alcantara Steering Wheel and Leather Gear Selector	Metallic Paint
Integrated Child Seat	Stainless Steel Sill Covers
Electronic Climate Control	'R' Logo Floor Carpets
Patterned Aluminium inlays to dash, tunnel console and glovebox	Illuminated Driver's Vanity Mirror
Blue Backed Instruments	Cupholders
SC900 RDS 3 x CD Stereo Radio Cassette + 8 Speakers	Front Fog Lights
4 x 50w Amplifier	Rear Spoiler
Information Centre	Traction Control - TRACS
Cruise Control	Lowered 'R' Chassis
Electric Front Seats with Driver's Memory	17" Comet Graphite Alloy Wheels - 205/45R Tyres (Four)
	Pre-wiring for rear CD Autochanger
	Heated Front Seats
	Headlamp Wash/Wipe

* Manual; Automatic version 240 bhp, 0-62 mph in 7.3 seconds.
** Manual only.

Engine and chassis technology

Performance to satisfy head and heart.

Sports handling, outstanding roadholding and assertive power combine to make the S70 a car to excite on any road. Advanced chassis and suspension design results in characteristics which exploit the most powerful engine technology with confidence.

The choice of seven smooth five cylinder engines includes petrol and turbo diesel options.

With power outputs ranging from a willing 126 bhp for the 2.0 litre 10 valve to a blistering 250 bhp for the manual 2.3 litre R, there is performance for every driving need.



Double overhead camshafts and sophisticated electronic engine management systems contribute to outstanding flexibility and efficiency.

An aluminium engine block and cylinder head reduce weight, improving handling and fuel economy. The S70 R takes just 6.7 seconds* to reach 62 mph. Equally the 140 bhp Turbo Diesel will return up to 54 mpg (5.2 l/100km) at typical motorway cruising speeds.

One of two chassis settings is available except on the S70 R. The standard 'dynamic' setting provides optimum passenger comfort. The optional Sports setting reduces the car's road height by approximately 2cm, lowering the centre of gravity. The result is sporting agility with a firmer, yet still compliant, ride. A five speed manual or four speed automatic transmission lets you enjoy your preferred level of driving involvement.

The S70. Flexible performance to satisfy head and heart.

S70 engine choices

2.0 litre 10 valve	Smooth and economical	126 bhp
2.5 litre TDI	Performance with economy	140 bhp
2.5 litre 10 valve	Wide torque for willing towing	144 bhp
2.5 litre 20 valve	Effortless cruising	170 bhp
2.5 litre 2.5T	Refined acceleration	193 bhp
2.3 litre Turbo (T5)	Sports performance	240 bhp
2.3 litre Turbo (R)	Real pulling power	250 bhp
		(Auto 240 bhp)

*Manual; Automatic version 240 bhp, 0-62 mph in 7.3 seconds.

Five cylinders and a compact gearbox combine to yield the power of a large engine in the space of a small one.

The automatic transmission has three driving modes: E (Economy) gives the smoothest ride, S (Sports) provides optimum acceleration and W (Winter) minimises the risk of wheelspin on icy roads.

Triple synchronisation makes all manual gear changes smooth and positive.

The three-way catalytic converter with Lambda sensor eliminates more than 95% of the carbon monoxide, hydrocarbons and nitrogen oxides in the exhaust fumes.

The diagnostic system promotes cleaner emissions and fast, economical servicing.



Standard and Optional Equipment

S70 standard equipment includes:

Safety
SIPS (Side Impact Protection System)
SIPS Airbags
Driver's Airbag
Front Seat Belt Pre-tensioners
Height Adjustable Front Seat Belts
5 Three-point Seat Belts
Head Restraints for all five seats
ABS (Anti-lock Brakes)
Tinted Windows
High Level LED Brake Light

Exterior

Colour Coordinated Bumpers and Door Mirrors
Vented Wheelcovers

Interior
Heater Unit with separate Driver and Passenger Temperature Controls
Pollen Filter
Power Steering
Delta-link Independent Rear Suspension
Madison Plush Upholstery
Asymmetric Split-folding Rear Seat
Forward Folding Front Passenger Seat
Exterior Temperature Gauge
Electric Front and Rear Windows
High Front Armrest
SC802 RDS Radio Cassette with 8 Speakers and Auto Sound Control
Internal Boot + Fuel Flap Release
Electrically Adjustable and Heated Door Mirrors

Security

Deadlocking System
Remote Control Central Locking including Fuel Flap
Anti-theft Alarm
Immobiliser
Locking Wheel Nuts (Alloy Wheels)

S70 Options	S70	SE	CD	R	Sports Pack	Comfort Pack	Winter Pack	Luxury Pack
-------------	-----	----	----	---	-------------	--------------	-------------	-------------

Safety & Security

Passenger Airbag	○	○	○	○				
Integrated Child Seat	○	●	●	●		●		
Front Fog Lights	○	●	●	●	●			
Load Compensating Suspension	○	○	○	○				
Traction Control – TRACS	○	○	○	●			●	
First Aid Kit	○	○	○	○				
Headlamp Wash/Wipe	○	○	○	●			●	

Interior

Automatic Transmission	○	○	○	NCO				
Air Conditioning	○	● (or Electric Sunroof)				● (or Electric Sunroof)		
Electronic Climate Control	○	○	●	●				●
Heated Front Seats	○	○	○	●			●	
Heated Front & Rear Seats	○	○	○	○				
Electric Glass Sunroof	○	● (or Air Con)	●	●		● (or Air Con)		
San Remo Plush/Leather Upholstery	○	○	○					
Leather-faced Upholstery	○	○	●					●
Monza Leather/Alcantara® Upholstery	○	○	○					
'R' Leather/Alcantara® Upholstery				●				
Leather Steering Wheel	○	●	●	●	●			
SC805 RDS CD Radio Cassette Upgrade	○	○	●					●
SC900 RDS 3 x CD Radio Cassette Upgrade (includes 4 x 50w amp)	○	○	○	●				
Dolby Pro Logic Surround Sound™††	○	○	○	○				
Rear CD Autochanger System inc. wiring	○	○	○	○				
Pre-wiring for Rear CD Player	○	○	○	●				

S70 Options	S70	SE	CD	R	Sports Pack	Comfort Pack	Winter Pack	Luxury Pack
Interior <small>continued</small>								
4 x 50w Amplifier	○	○	○	●				
R.T.I. ^{†††}	○	○	○	○				
Red Wood Dashboard	○	○	●	NCO				●
Black Wood Dashboard	○	○	NCO	NCO				NCO
Birch Wood Dashboard	○	○	NCO	NCO				NCO
Wood/Leather Steering Wheel (to match dash)**	○	○	○	NCO				
Wood Gear Knob (Red or Black) (Auto only)**	○	○	○	○				
Patterned Aluminium Dash with Blue Backed Instruments				●				
Cupholders	○	○	●	●				●
Information Centre	○	●	●	●		●		
Illuminated Driver's Vanity Mirror	○	○	●	●				●
Floor Carpets	○	○	○	●				
				(R' Logo)				
Stainless Steel Sill Covers	○	○	○	●				
Electric Driver's Seat with Memory	○	○	●					●
Electric Front Seats with Driver's Memory	○	○	○	●				
Cruise Control	○	○	●	●				●
Exterior								
17" Comet Graphite Alloy Wheels – 205/45ZR Tyres [†]				●				
17" Comet Silver Alloy Wheels – 205/45ZR Tyres [†]				NCO				
16" Perfo/Pursus/Uranus (Four) Alloy Wheels – 205/50R16W Tyres (not available on TDI Auto)	○	○	○					
15" Antlia/Chiron Alloy 205/55R15W Tyres (not available on TDI Auto or T5)	○	○	○					
15" Antlia/Chiron Alloy Wheels (Four) 195/60R15V Tyres (not T5 or 2.5T)	○	●	●		●			
Alloy Spare Wheel	○	○	○					
Sports Chassis	○	○	○					
Metallic Paint	○	○	○	●				
Black Paint	○	○	○	●				
Rear Spoiler	○	●	●	●	●			
Low 'R' Chassis				●				

* Only with SC900 – not in conjunction with R.T.I. Available on 'R' immediately, rest of range September 1997.

** Wood/Leather Steering Wheel and Wood Gear Knob can only be ordered in conjunction with a Wood Dashboard.

† R comes with temporary spare wheel.

†† Dolby and Pro Logic are trademarks of Dolby Laboratories Licensing Corporation.

††† Not in conjunction with Dolby Pro Logic Surround Sound™.

● Standard.

○ Optional.

NCO No Cost Option.

Technical Specification

ENGINE	2.0	2.5	2.5	2.5 T
Configuration	Transverse – 10 valve	Transverse – 10 valve	Transverse – 20 valve	Transverse – 20 valve
Cylinders	5	5	5	5
Bore x stroke, mm	81 x 77	83 x 90	83 x 90	83 x 90
Engine capacity, cc	1984	2435	2435	2435
Max. output ECE, kw/hp/rpm	93/126/6250	106/144/5400	125/170/6200	142/193/5100
Max. torque ECE, Nm/rpm	170/4800	206/3600	220/3300	270/1800-5100
Max. torque ECE, lb ft/rpm	125/4800	155/3600	166/3300	203/1800-5100
Power to weight ratio with full load, hp/tonne	65.6	75.0	88.5	100.5
Octane rating	95 RON unleaded (min. 91)	95 RON unleaded (min. 91)	95 RON unleaded (min. 91)	95 RON unleaded (min. 91)
Fuel system	Combined fuel/ign. by Siemens Microprocessor controlled + diagnostics	Combined fuel/ign. by Siemens Microprocessor controlled + diagnostics	Bosch Motronic M 4.4 Microprocessor controlled + diagnostics	Bosch Motronic M 4.4 Microprocessor controlled + diagnostics
Exhaust system	Catalytic converter with Lambda sond	Catalytic converter with Lambda sond	Catalytic converter with Lambda sond	Catalytic converter with Lambda sond
Compression ratio	10.0:1	10.0:1	10.3:1	9.0:1
Alternator output, amp/hr (auto or fitted with A/C)	80 (100)	80 (100)	80 (100)	80 (100)

TRANSMISSION	2.0		2.5		2.5		2.5 T	
	Man	Auto	Man	Auto	Man	Auto	Man	Auto
Mph/1000 rpm	22.4	23.0	25.0	25.8	25.0	25.8	24.6	27.5
Mph at 2500 ft/min, piston speed	111.0	113.8	105.6	109.4	105.6	109.4	104.2	116.3
Final drive ratio	4.45:1	3.10:1	4.00:1	2.76:1	4.00:1	2.76:1	4.00:1	2.56:1
Indirect ratios:								
1st gear	3.07:1	3.61:1	3.07:1	3.61:1	3.07:1	3.61:1	3.07:1	3.61:1
2nd gear	1.77:1	2.06:1	1.77:1	2.06:1	1.77:1	2.06:1	1.77:1	2.06:1
3rd gear	1.19:1	1.37:1	1.19:1	1.37:1	1.19:1	1.37:1	1.19:1	1.37:1
4th gear	0.87:1	0.98:1	0.87:1	0.98:1	0.87:1	0.98:1	0.87:1	0.98:1
5th gear	0.70:1	-	0.70:1	-	0.70:1	-	0.70:1	-
Reverse	2.99:1	3.95:1	2.99:1	3.95:1	2.99:1	3.95:1	2.99:1	3.95:1

STEERING

Turning circle, ft (m)								
195 section tyres	33' 6" (10.2)		33' 6" (10.2)		33' 6" (10.2)		33' 6" (10.2)	
205 section tyres	34' 10" (10.6)		34' 10" (10.6)		34' 10" (10.6)		34' 10" (10.6)	
Turns lock to lock	3.2		3.2		3.2		3.2	

PERFORMANCE

Top speed, mph	121	118	127	121	130	124	140	136
Acceleration 0-62 mph, sec								
Manual (Automatic)	11.7	12.1	10.2	10.6	8.9	10.0	7.8	8.2

BRAKES

Full load 62-0 mph, ft (m)	141 (43)		141 (43)		141 (43)		141 (43)	
	3.1		3.1		3.1		3.1	
Disc diameter mm, front	280 ventilated		280 ventilated		280 ventilated		280 ventilated	
rear	295		295		295		295	

FUEL TANK

Volume, litres (gallons)	70 (15.4)		70 (15.4)		70 (15.4)		70 (15.4)	
Drag co-efficient	0.32		0.32		0.32		0.32	

FUEL CONSUMPTION

(Government Approved)

Mpg (l/100km)	2.0		2.5		2.5		2.5 T	
	Man	Auto	Man	Auto	Man	Auto	Man	Auto
Urban	21.1 (13.4)	20.9 (13.5)	21.1 (13.4)	19.9 (14.2)	18.6 (15.2)	17.7 (16.0)	18.2 (15.5)	17.4 (16.2)
Extra Urban	34.9 (8.1)	34.4 (8.2)	35.3 (8.0)	35.3 (8.0)	35.8 (7.9)	34.0 (8.3)	34.4 (8.2)	34.0 (8.3)
Combined	28.2 (10.0)	28.0 (10.1)	28.2 (10.0)	27.4 (10.3)	26.6 (10.6)	25.4 (11.1)	25.9 (10.9)	25.2 (11.2)

ENGINE	T5	TDI	R
Configuration	Transverse – 20 valve	Transverse – 10 valve	Transverse – 20 valve
Cylinders	5	5	5
Bore x stroke, mm	81 x 90	81 x 95.5	81 x 90
Engine capacity, cc	2319	2460	2319
Max. output ECE, kw/bhp/rpm	176/240/5100	103/140/4000	M – 186/250/5400 A – 179/240/5600
Max. torque ECE, Nm/rpm	330/2700-5100	290/1900-3100	M – 350/2400-5000 A – 330/2400-5000
Max. torque ECE, lb ft/rpm	249/2700-5100	219/1900-3100	M – 258/2700-5100 A – 249/2700-5100
Power to weight ratio with full load, hp/tonne	125.0	72.9	130.2
Octane rating	95 RON unleaded (min. 91)	Diesel	95 RON unleaded (min. 91)
Fuel system	Bosch Motronic M 4.4 Microprocessor with diagnostic unit	Bosch MSA 15.7 Direct injection	Bosch Motronic M 4.4 Microprocessor with diagnostic unit
Exhaust system	Catalytic converter with Lambda sond	Catalytic converter	Catalytic converter with Lambda sond
Compression ratio	8.5:1	20.5:1	8.5:1
Alternator output, amp/hr (auto or fitted with A/C)	80 (100)	100	100

TRANSMISSION	Man	Auto	Man	Auto	Man	Auto
Mph/1000 rpm	24.8	27.7	30.1	27.9	24.8	27.7
Mph at 2500 ft/min, piston speed	105.1	117.3	120.1	111.1	105.1	117.3
Final drive ratio	4.00:1	2.56:1	3.57:1	2.56:1	4.00:1	2.56:1
Indirect ratios:						
1st gear	3.07:1	3.61:1	3.39:1	3.61:1	3.07:1	3.61:1
2nd gear	1.77:1	2.06:1	1.91:1	2.06:1	1.77:1	2.06:1
3rd gear	1.19:1	1.37:1	1.19:1	1.37:1	1.19:1	1.37:1
4th gear	0.87:1	0.98:1	0.87:1	0.98:1	0.87:1	0.98:1
5th gear	0.70:1	–	0.65:1	–	0.70:1	–
Reverse	2.99:1	3.95:1	3.30:1	3.95:1	2.99:1	3.95:1

STEERING						
Turning circle, ft (m)			Man	Auto		
195 section tyres			33' 6" (10.2)	33' 6" (10.2)	–	
205 section tyres	34' 10" (10.6)		34' 10" (10.6)	–	34' 10" (10.6)	
Turns lock to lock	3.2		3.2	3.2	3.2	

PERFORMANCE						
	Man	Auto	Man	Auto	Man	Auto
Top speed, mph	152	146	124	121	155	146
Acceleration 0-62 mph, sec	7.0	7.3	9.9	10.7	6.7	7.3

BRAKES						
Full load 62-0 mph, ft (m)	147 (45)		141 (43)		142 (43.3)	
Full load 62-0 mph, secs	3.3		3.1		3.3	
Disc diameter mm, front	280 ventilated		280 ventilated		302 ventilated	
rear	295		295		295	

FUEL TANK						
Volume, litres (gallons)	70 (15.4)		70 (15.4)		73 (16)	
Drag co-efficient	0.32		0.32		0.32	

FUEL CONSUMPTION (Government Approved)						
Mpg (l/100km)*	Man	Auto	Man	Auto	Man	Auto
Urban	17.4 (16.2)	16.8 (16.8)	31.4 (9.0)	25.2 (11.2)	17.0 (16.6)	16.8 (16.8)
Extra Urban	34.4 (8.2)	34.2 (8.5)	54.3 (5.2)	47.1 (6.0)	34.0 (8.3)	34.2 (8.5)
Combined	25.4 (11.1)	25.6 (11.5)	42.8 (6.6)	35.8 (7.9)	24.8 (11.4)	25.6 (11.5)

* The Urban fuel consumption figure is based on typical city driving, including starting the car from cold.
The Extra Urban figure is based on typical motorway driving and cruising.
The Combined figure averages the consumption across both cycles.

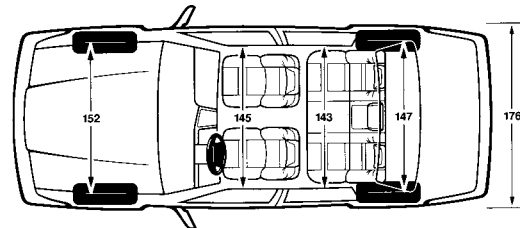
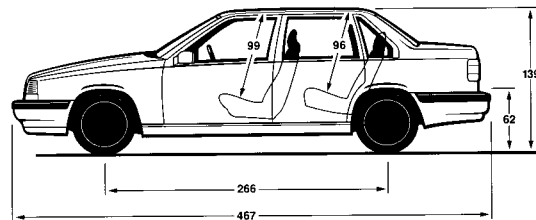
Technical Specification continued

ENGINE	2.0 10v	2.5 10v	2.5 20v	2.5 T	T5	TDI	R
PROVISIONAL INSURANCE GROUPS							
S70	11	13	13	14	16	12	TBA
SE	11	13	13	14	16	12	TBA
CD	12	14	14	15	16	13	TBA

WEIGHTS		S70 R
Min. kerb weight, kg (actual kerb weight dependent on spec.)	1392	1464
Max. possible towing weight braked, kg (lbs)	1600 (3527)	1600 (3527)
Ground clearance (driver plus one passenger) mm	140	140
Max. towing weight unbraked approx., kg (lbs)*	696 (1534)	732 (1613)
Max. total weight, kg	1920	1920
Max. roof load, kg	100	100
Max. payload, kg (lbs) (dependent on spec. of car)	528 (1164)	456

LUGGAGE COMPARTMENT	
Volume, litres (cu. ft.)	427 (15.1)
Volume, rear seats down, litres (cu. ft.)	941 (33.2)

WHEELS AND TYRES		
15" Vented wheelcover	195/60R15V	Pirelli P6000 (205/55R15W Pirelli P6000 on 2.5 T)
16" Vented wheelcover	205/50R16W	Pirelli P6000
15" Antlia/Chiron alloy wheels (four)	195/60R15V	Pirelli P6000
15" Antlia/Chiron alloy wheels (four)	205/55R15W	Pirelli P6000
16" Perfo/Pursus/Uranus alloy wheels (four)	205/50R16W	Pirelli P6000
17" Comet alloy wheels (four)	205/45ZR17W	Pirelli PZero



All measurements in cm.

Notes

All weights for any specific vehicle will vary according to standard and optional equipment fitted.

A weighbridge must be used to determine specific weights.

Data valid for manual transmission unless specified.

* Unbraked towing weight must not exceed 50% of kerb weight up to a maximum of 750 kg.

Man = Manual transmission. **Auto** = Automatic transmission.

** The Urban fuel consumption figure is based on typical city driving, including starting the car from cold.

The Extra Urban figure is based on typical motorway driving and cruising. The Combined figure averages the consumption across both cycles.