


VOLVO S40

TECHNICAL SPECIFICATIONS



VOLVO

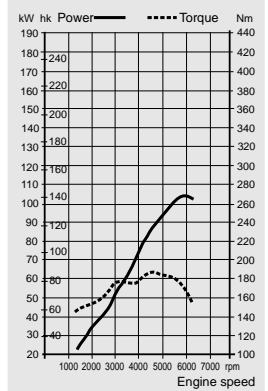
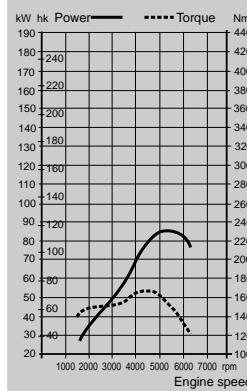
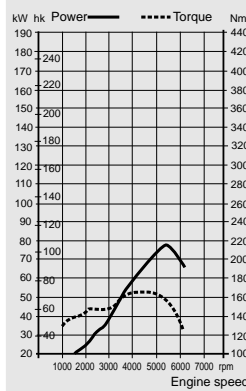
ENGINES

	B4164S	B4184S	B4204S
Type	In-line 4 cyl. normal aspirated	In-line 4 cyl. normal aspirated	In-line 4 cyl. normal aspirated
Configuration	Transverse, front wheel drive	Transverse, front wheel drive	Transverse, front wheel drive
Displacement, cm ³	1588	1731	1948
Engine cylinder block material	Aluminium	Aluminium	Aluminium
Cylinderhead material	Aluminium	Aluminium	Aluminium
Combustion chamber type	Pent-roof	Pent-roof	Pent-roof
Compression ratio	10.5:1	10.5:1	10.5
Valves, no/cylinder	4	4	4
Camshafts	2	2	2
Engine management system	Microprocessor controlled fuel and ignition with self-diagnostics		
Ignition sequence	1-3-4-2	1-3-4-2	1-3-4-2
Engine idling speed	750	750	750
Fuel, rec. octane	95 RON (min 91)	95 RON (min 91)	95 RON (min 91)
Max output kW(hk)/rpm.	77(105)/5500	85(115)/5500	103(140)/6000
Max torque, Nm/rpm.	143/4200	165/4100	183/4500

GEARBOXES

5-speed manual gearbox
4-speed automatic gearbox with lock-up.
Electronically controlled with three driving modes.

Ratio	M3P	M3P	M5P	AW42
First	3.36:1	3.36	3.36:1	3.74:1
Second	1.86:1	2.05	1.26:1	2.14:1
Third	1.32:1	1.32	1.32:1	1.42:1
Fourth	0.97:1	0.97	0.97:1	1.02:1
Fifth	0.80:1	0.76	0.76:1	
Reverse	3.55:1	3.55:1	3.55:1	4.09:1



Manual gearbox/final drive	M3P/4.07:1	M3P/3.9:1	M5P/4.1:1
Automatic gearbox/final drive	-	AW42/3.10:1	AW42/3.10:1

PERFORMANCE

Gearbox	Manual		Automatic		Manual		Automatic	
	Manual	Automatic	Manual	Automatic	Manual	Automatic	Manual	Automatic
Acceleration, 0-100 km/h (sec)	12.7	-	10.5	12.0	9.3	10.7		
Top speed, km/h	185	-	195	190	210	205		
Fuel consumption l/100 km (EU 93/116, combined)	8.5	-	8.6	9.1	9.0	9.3		

CHASSIS

Suspension	front	Spring-strut, lower link, anti-roll bar
	rear	Individual, Multi-Link, with coil springs, anti-roll bar
Steering	Rack and pinion, power assisted	
Turning circle	10.6 m	
Turns of steering wheel lock to lock	3.1	
Braking system	ABS system. Ventilated discs front, discs rear	
Brake disc diameter (front/rear)	256/260 mm	

MEASUREMENTS AND VOLUMES

B4192T	
In-line 4 cyl., turbo diesel	
Transverse, front wheel drive	
1870	
Cast iron	
Aluminium	
-	
20.5	
2	
1	
1-3-4-2	
825	
Diesel min cetane 48	
66(90)/4250	
176/2250	
<p>The graph plots Power (kW) and Torque (Nm) against Engine speed (rpm). The x-axis ranges from 1000 to 7000 rpm. The left y-axis shows Power (kW) from 20 to 190. The right y-axis shows Torque (Nm) from 100 to 440. Power (solid line) starts at ~30 kW at 1000 rpm, rises to ~60 kW at 3000 rpm, peaks at ~70 kW at 4500 rpm, and then declines. Torque (dotted line) starts at ~100 Nm at 1000 rpm, peaks at ~180 Nm at 3000 rpm, and then declines.</p>	
M5P/3.44:1	
-	
Manual	Automatic
12.6	-
180	-
6.3	-

Exterior measurements (cm)	
Length	448
Width	172
Height	141
Wheelbase	255
Track, front	145
Track, rear	147
Ground clearance	15
Load height	67
Weights/Miscellaneous	
Weight, kg	1,220
Fuel tank, l	60
Max. trailer weight, kg	1,400
Drag coefficient	0.31
Interior measurements (cm)	
Headroom with sunroof (front/rear)	98/95
Headroom without sunroof (front/rear)	98/97
Passenger compartment width	
at shoulder height (front/rear)	137/137
Luggage volume, litres (ISO V210)	471
Load length	101
Load length with rear seat folded down	174
Load length with rear seat and front passenger seat folded down	270
Height of luggage compartment	46
Width of luggage compartment between wheel arches	90

VOLVO