

Volvo XC90 Excellence

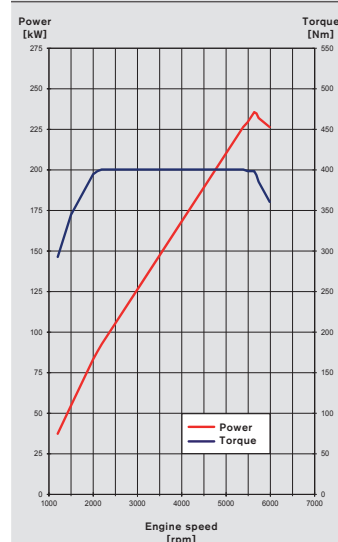
CONT'D VOLVO XC90 →

ENGINES

Type
Configuration
Displacement, cm ³
Bore (mm)
Stroke (mm)
Engine cylinder block material
Cylinderhead material
Compression ratio
Valves, no/cylinder
Camshafts
Engine management system
Ignition sequence
Engine idling speed, rpm
Fuel, rec. octane
Max output, kW (hp)/rpm
Max torque, Nm/rpm

T8 AWD (B4204T35)
In-line 4-cyl, supercharged and turbocharged
Transverse, front wheel drive, rear electric motor
1969
82.0
93.2
Aluminium
Aluminium
10.3:1
4
2
Gasoline direct injection
1 - 3 - 4 - 2
850 ± 100
95-98 RON
235 (320)/5700
400/2200-5400

POWER AND TORQUE →



Manual gearbox/final drive
Automatic gearbox/final drive

-
AW TG-81SD 3.200

PERFORMANCE

Gearbox
Acceleration, 0-100 km/h (sec)
Top speed, km/h
Fuel consumption l/100 km (combined)
CO ₂ g/km

Automatic
5.6
230
2.1
49

Battery type
Battery content, total amount of energy (kwh)
Battery charging time*, at 16A/10A/6A fuse (hours)
Range (Km) (NEDC for hybrids)
Electrical motor max power (kW/rps)
Electrical motor max torque (Nm/rps)
Driveline max power (hp)
Driveline max power (kW)
Driveline max torque (Nm)
Battery placement

Lithium-ion battery
9.2
2.5/3.5/6.0
>43 km**
65/117
240/0-50
~407 (320+87)
~300 (235***+65)
~640 (400***+240)
Centrally in the tunnel of the car

*) Time pending on e.g. ambient temp
 **) Pure electrical range according to NEDC cycle range
 ***) In "Hybrid", "Power" and "EL-AWD"-mode

MEASUREMENTS AND VOLUMES

EXTERIOR MEASUREMENTS (CM)

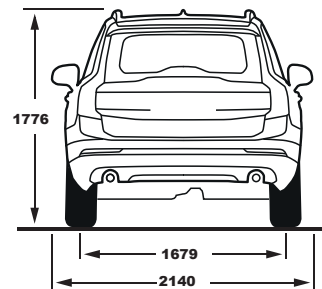
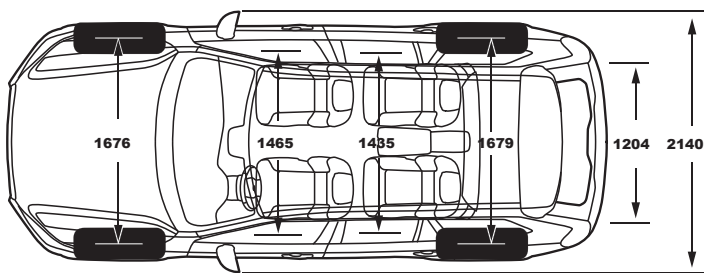
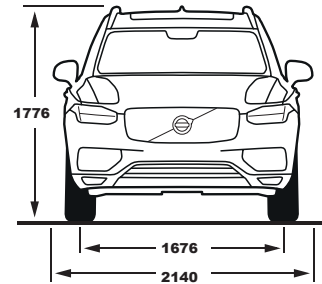
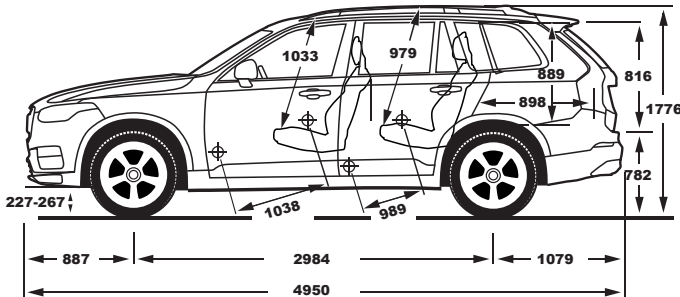
Length	495.0
Width (incl mirrors outer edge)	214.0
Width (incl mirrors folded)	200.8
Height	177.6
Wheelbase	298.4
Overhang (front/rear)	88.7/107.9
Track, front	166.8/167.6
Track, rear	167.1/167.9
Ground clearance	22.7-26.7

WEIGHTS/MISCELLANEOUS

Weight, kg (running order)	2394
Fuel tank, l	50
Max. trailer weight, kg	2400
Max roof load, kg	100
Drag coefficient, Cd	0.29

INTERIOR MEASUREMENTS (CM)

Headroom with panorama roof	98.7/97.9
Headroom maximum, with panorama roof	103.3
Passenger comp width at shoulder height	146.5/143.5
Leg room	103.8/98.9
Largest Luggage volume:	
- total, including under floor volume	726
- under floor volume, V209	55
Cargo height (rear wheel center and car center line)	88.9
Rear opening height (car center line)	81.6
Width of luggage compartment between wheelhouses	113.0
Cargo length:	
- at floor from the back of front seatback (maximum)	89.8
- at floor from the back of rear seatback (minimum (at refrigerator))	76.1



TRANSMISSIONS

8-speed automatic gearbox

RATIO	AW TG-81SD
First	5.250
Second	3.029
Third	1.950
Fourth	1.457
Fifth	1.221
Sixth	1.000
Seventh	0.809
Eighth	0.673
Reverse	4.015

CHASSIS

Suspension	front	Double Wishbone Suspension, Air Suspension, Hydraulic Shock Absorbers, Stabilizer Bar
	rear	Integral Axle with Air Suspension, Hydraulic Shock Absorbers, Stabilizer Bar
Steering		Electric Power Assisted Rack and Pinion Steering
Turning circle, (curb to curb)		12.1 m
Braking system		Antilock Braking System (ABS) with Electronic Brake Distribution (EBD) and Electronic Brake Assistance (EBA)
Braking distance, 100-0 km/h		36 m
Brake disc diameter	front	366 mm
	rear	340 mm