

## CU/ACC/MCC/ECC climate units for 740 (760-1987), 780/940. Heater, replacement

### Vacuum motor in air distribution housing, replacement

11


Disconnect battery ground lead

*The following operation (12) applies only to replacement of the heater:*

12

Clamp heater hoses in engine compartment as illustrated.

Disconnect hoses.

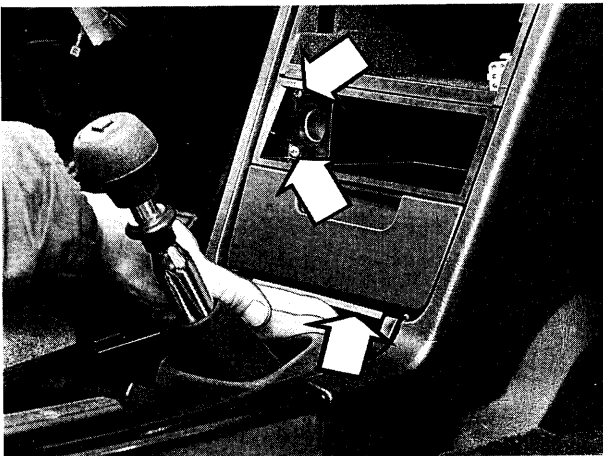


S134292

13

#### Remove:

- ashtray and holder (press catch under ashtray upward)
- cigarette lighter and storage compartment (2 screws under plastic cover).

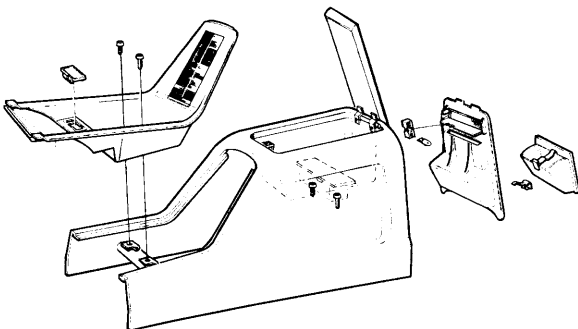


S132334


14

#### Remove:

- frame around gear lever and parking brake. Undo connector.
- rear ashtray, complete with panel and light
- screws under plastic cover in bottom of storage compartment
- parking brake cover.



S132335



S132336

15

**Remove/disconnect on left-hand side:**

- panel under dashboard (3 screws)
- air hose to steering column outlet.




S132337

16

**Pull back carpet at center console and remove:**

- screw at front of side panel
- screws at rear of side panel.




S143521

17

**Remove on right-hand side:**

- panel under glove box
- glove box and light.



S132339

18

**Pull back carpet on right-hand side and remove:**

- screw at front of side panel
- screws at rear of side panel.

19




S132340

### Remove radio compartment.

Press rear wall forward and remove screw.

110




S132341

### Remove side panels.

Remove screws in radio compartment bracket (each side).

111



S144088


### Remove:

- control panel trim
- radio compartment bracket
- control panel.

112

### Remove electrical distribution unit and bracket.


113



S132343

### Remove:

- center panel vent
- screw securing air mixing box
- all air ducts to panel vents and air mixing box
- screws securing air ducts to rear seat
- air distributor to rear seat ducts.



S134293


**Disconnect:**

- vacuum hoses to vacuum motors
- aspirator hose (ACC version only).

114

115

**Remove air distribution housing.**



S134294

**If replacing heater:**


116

**Remove:**

- heater mountings
- heater (four screws).

117

**Install new heater.**



S134295


**If replacing vacuum motor:**

118

**Remove plate from air distribution housing (four screws).**

Replace faulty vacuum motor.

9463041(2) 9463042



S134293

**Installation**

119

**Install:**

- air distribution housing
- aspirator hose (cars with ACC only).

Check that foam rubber buffer is sealing joint between defroster duct and climate unit.

## Reconnect vacuum hoses.

### CU system:


Red to upper panel vent shutter. Light brown to lower panel vent shutter.

Yellow and blue to floor/defroster shutter, yellow to innermost (see also vacuum diagram on page 54).

### ACC systems:

Red to upper panel vent shutter. Blue to defroster shutter.

Light brown to lower panel vent shutter (see also vacuum diagram on page 58).




S134296

### Connect/install:

- air distributor to rear floor
- screws securing air ducts to rear floor.

I20



S132343


### Reconnect/install:

- air ducts to panel vents
- air mixing box
- center panel vent.

I21

### Reassemble ducts.

I22




S134297

### Install:

- electrical distribution unit bracket (see illustration)
- electrical distribution unit
- control panel
- radio compartment bracket
- center console side panels.

I23




S143521

I24

**Install:**

- glove box (reconnect light)
- panel under glove box.

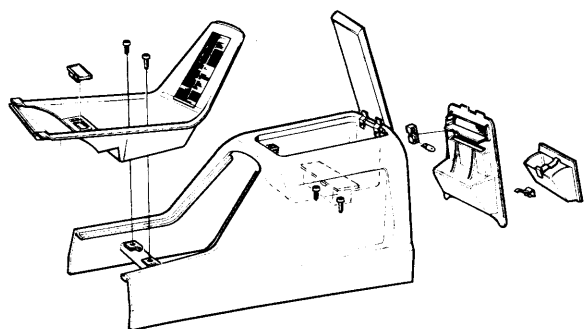


S132336

I25

**Install panel under left side of dashboard.**

Reconnect air hose.




S132335

I26

**Install:**

- parking brake cover
- ashtray holder (reconnect light)
- ashtray
- frame around gear lever and parking brake. Reconnect connector.




S132334

I27

**Install:**

- radio compartment and cover
- storage compartment with cover and cigarette lighter
- ashtray and holder.



S134292

**If heater has been replaced:**

**Reconnect heater hoses.**

I28

**Remove hose clamps.**

I29

**Top up with coolant as required.**

I30

**Reconnect battery ground lead**

I31